

NUMB_R , CANVASS
 RUN DATE: 2/17/10 09:57 AM


GENERAL PRIMARY ELECTION
 FEBRUARY 2, 2010
 MARSHALL COUNTY, ILLINOIS
 STATISTICS

OFFICIAL RESULTS
 REPORT-EL52 PAGE 0001

	TOTAL	PERCENT		TOTAL	PERCENT
01 = REGISTERED VOTERS - TOTAL	8,510		06 = BALLOTS CAST - REP FED	1	.05
02 = BALLOTS CAST - TOTAL	1,922		07 = BALLOTS CAST - DEM FED	0	
03 = BALLOTS CAST - REPUBLICAN	1,452	75.55	08 = BALLOTS CAST - GRN FED	0	
04 = BALLOTS CAST - DEMOCRATIC	456	23.73	09 = BALLOTS CAST - BLANK	0	
05 = BALLOTS CAST - GREEN	13	.68	10 = VOTER TURNOUT - TOTAL		22.59

	01	02	03	04	05	06	07	08	09	10
0101 BELL PLAIN	275	76	48	27	1	0	0	0	0	27.64
0201 BENNINGTON 1	276	71	56	15	0	0	0	0	0	25.72
0202 BENNINGTON 2	786	161	117	44	0	0	0	0	0	20.48
0301 EVANS 1	399	81	58	22	1	0	0	0	0	20.30
0302 EVANS 2	437	99	75	20	4	0	0	0	0	22.65
0401 HENRY 1	992	215	173	41	1	0	0	0	0	21.67
0402 HENRY 2	781	142	116	26	0	0	0	0	0	18.18
0501 HOPEWELL	401	105	81	24	0	0	0	0	0	26.18
0601 LACON 1	959	203	138	59	5	1	0	0	0	21.17
0602 LACON 2	749	159	118	41	0	0	0	0	0	21.23
0701 La PRAIRIE	274	62	50	12	0	0	0	0	0	22.63
0801 RICHLAND	310	86	64	22	0	0	0	0	0	27.74
0901 ROBERTS	659	158	127	30	1	0	0	0	0	23.98
1001 SARATOGA	199	58	44	14	0	0	0	0	0	29.15
1101 STEUBEN	800	187	137	50	0	0	0	0	0	23.38
1201 WHITEFIELD	213	59	50	9	0	0	0	0	0	27.70

I HEREBY CERTIFY THAT THE FOREGOING IS A TRUE AND CORRECT COPY
 OF THE ABSTRACT OF VOTES CAST AT THE GENERAL PRIMARY ELECTION
 FEBRUARY 2, 2010 IN THE JURISDICTION OF MARSHALL COUNTY.
 IN TESTIMONY WHEREOF, I HAVE AFFIXED MY SIGNATURE AND THE SEAL
 OF THIS OFFICE THIS 17TH DAY OF FEBRUARY, 2010.


 ANDREA J MAHONEY-PLATT
 MARSHALL COUNTY CLERK

NUMBERED KEY CANVASS

RUN DATE:02/17/10 10:02 AM

GENERAL PRIMARY ELECTION
FEBRUARY 2, 2010
MARSHALL COUNTY, ILLINOIS
REPUBLICAN

OFFICIAL RESULTS

REPORT-EL52 PAGE 0002

	VOTES	PERCENT		VOTES	PERCENT
UNITED STATES SENATOR					
VOTE FOR 1					
01 = DONALD (DON) LOWERY	136	9.97	05 = JOHN ARRINGTON	27	1.98
02 = MARK STEVEN KIRK	796	58.36	06 = PATRICK J. HUGHES	194	14.22
03 = ANDY MARTIN	87	6.38	07 = OVER VOTES	1	
04 = KATHLEEN THOMAS	124	9.09	08 = UNDER VOTES	88	

	01	02	03	04	05	06	07	08
0101 BELL PLAIN	10	25	5	5	2	0	0	1
0201 BENNINGTON 1	6	27	5	1	0	14	0	3
0202 BENNINGTON 2	6	73	10	9	1	11	0	7
0301 EVANS 1	7	33	5	3	1	7	0	2
0302 EVANS 2	4	41	2	7	1	13	0	7
0401 HENRY 1	10	106	11	13	2	21	0	10
0402 HENRY 2	17	53	7	16	3	12	0	8
0501 HOPEWELL	5	40	5	13	2	9	0	7
0601 LACON 1	15	73	9	9	6	15	0	12
0602 LACON 2	12	59	4	12	5	17	0	9
0701 La PRAIRIE	9	29	3	1	0	7	0	1
0801 RICHLAND	4	41	3	5	1	7	0	3
0901 ROBERTS	8	81	4	13	0	15	1	5
1001 SARATOGA	6	16	3	2	0	15	0	2
1101 STEUBEN	14	66	9	14	3	23	0	8
1201 WHITEFIELD	3	33	2	1	0	8	0	3

		VOTES	PERCENT			VOTES	PERCENT
GOVERNOR							
VOTE FOR 1							
01 = KIRK W. DILLARD		337	23.65				
02 = BILL BRADY		627	44.00	06 = JIM RYAN		125	8.77
03 = ROBERT J. "BOB" SCHILLERSTROM		5	.35	07 = ANDY McKENNA		177	12.42
04 = ADAM ANDRZEJEWSKI		97	6.81	08 = OVER VOTES		5	
05 = DAN PROFT		57	4.00	09 = UNDER VOTES		22	

	01	02	03	04	05	06	07	08	09
0101 BELL PLAIN	14	22	0	2	0	4	5	1	0
0201 BENNINGTON 1	6	35	0	3	6	2	4	0	0
0202 BENNINGTON 2	21	55	0	7	5	9	19	0	1
0301 EVANS 1	11	25	0	3	6	4	8	1	0
0302 EVANS 2	17	36	0	4	2	6	8	0	2
0401 HENRY 1	49	74	1	14	4	13	18	0	0
0402 HENRY 2	27	44	1	12	2	11	16	2	1
0501 HOPEWELL	21	27	1	7	2	10	9	0	4
0601 LACON 1	28	59	1	5	7	14	19	0	5
0602 LACON 2	34	42	0	5	4	13	15	1	4
0701 La PRAIRIE	11	27	1	3	0	3	5	0	0
0801 RICHLAND	20	32	0	2	1	3	5	0	1
0901 ROBERTS	34	46	0	10	8	12	16	0	1
1001 SARATOGA	4	22	0	6	0	5	7	0	0
1101 STEUBEN	26	56	0	13	8	13	20	0	1
1201 WHITEFIELD	14	25	0	1	2	3	3	0	2

LIEUTENANT GOVERNOR		VOTES PERCENT		VOTES PERCENT	
VOTE FOR 1					
01 = DON TRACY	120	9.38	05 = MATT MURPHY	296	23.14
02 = JASON PLUMMER	663	51.84	06 = DENNIS W. COOK	61	4.77
03 = RANDY A. WHITE SR.	50	3.91	07 = OVER VOTES	0	
04 = BRAD COLE	89	6.96	08 = UNDER VOTES	173	

	01	02	03	04	05	06	07	08
0101 BELL PLAIN	4	27	2	1	12	0	0	2
0201 BENNINGTON 1	3	38	3	2	1	3	0	6
0202 BENNINGTON 2	10	64	5	6	13	7	0	12
0301 EVANS 1	4	23	3	6	13	4	0	5
0302 EVANS 2	6	24	5	7	20	3	0	10
0401 HENRY 1	15	80	6	10	34	7	0	21
0402 HENRY 2	10	47	4	9	25	4	0	17
0501 HOPEWELL	4	32	3	5	23	1	0	13
0601 LACON 1	9	55	4	11	31	4	0	24
0602 LACON 2	18	50	4	5	24	5	0	12
0701 La PRAIRIE	4	24	1	4	13	2	0	2
0801 RICHLAND	6	33	1	2	10	2	0	10
0901 ROBERTS	13	56	2	12	22	9	0	13
1001 SARATOGA	1	25	1	0	11	1	0	5
1101 STEUBEN	9	55	6	9	35	9	0	14
1201 WHITEFIELD	4	30	0	0	9	0	0	7

NUMBERED KEY CANVASS

RUN DATE:02/17/10 10:02 AM

GENERAL PRIMARY ELECTION
FEBRUARY 2, 2010
MARSHALL COUNTY, ILLINOIS
REPUBLICAN

OFFICIAL RESULTS

REPORT-EL52

PAGE 0005

VOTES PERCENT

VOTES PERCENT

ATTORNEY GENERAL

VOTE FOR 1

01 = STEVE KIM

02 = OVER VOTES

1,168 100.00
0

03 = UNDER VOTES

284

01 02 03

0101 BELL PLAIN	41	0	7
0201 BENNINGTON 1	41	0	15
0202 BENNINGTON 2	98	0	19
0301 EVANS 1	44	0	14
0302 EVANS 2	55	0	20
0401 HENRY 1	137	0	36
0402 HENRY 2	100	0	16
0501 HOPEWELL	65	0	16
0601 LACON 1	106	0	32
0602 LACON 2	99	0	19
0701 La PRAIRIE	43	0	7
0801 RICHLAND	56	0	8
0901 ROBERTS	99	0	28
1001 SARATOGA	35	0	9
1101 STEUBEN	117	0	20
1201 WHITEFIELD	32	0	18

GENERAL PRIMARY ELECTION
FEBRUARY 2, 2010
MARSHALL COUNTY, ILLINOIS
REPUBLICAN

VOTES PERCENT

NUMBERED KEY CANVASS
RUN DATE:02/17/10 10:02 AM

SECRETARY OF STATE
VOTE FOR 1
01 = ROBERT ENRIQUEZ
02 = OVER VOTES

1,078 100.00
0

03 = UNDER VOTES

374

	01	02	03
38	0	0	10
37	0	0	19
90	0	0	27
39	0	0	19
54	0	0	21
132	0	0	41
87	0	0	29
62	0	0	19
95	0	0	43
90	0	0	28
43	0	0	7
50	0	0	14
95	0	0	32
35	0	0	9
102	0	0	35
29	0	0	21

- 0101 BELL PLAIN
- 0201 BENNINGTON 1
- 0202 BENNINGTON 2
- 0301 EVANS 1
- 0302 EVANS 2
- 0401 HENRY 1
- 0402 HENRY 2
- 0501 HOPEWELL
- 0601 LACON 1
- 0602 LACON 2
- 0701 La PRAIRIE
- 0801 RICHLAND
- 0901 ROBERTS
- 1001 SARATOGA
- 1101 STEUBEN
- 1201 WHITEFIELD

COMPTROLLER	VOTES	PERCENT		VOTES	PERCENT
VOTE FOR 1					
01 = JUDY BAAR TOPINKA	827	61.85			
02 = JIM DODGE	204	15.26	04 = OVER VOTES	0	
03 = WILLIAM J. KELLY	306	22.89	05 = UNDER VOTES	115	

	01	02	03	04	05
0101 BELL PLAIN	25	7	12	0	4
0201 BENNINGTON 1	29	16	6	0	5
0202 BENNINGTON 2	65	19	23	0	10
0301 EVANS 1	29	7	18	0	4
0302 EVANS 2	52	8	7	0	8
0401 HENRY 1	100	19	45	0	9
0402 HENRY 2	67	14	23	0	12
0501 HOPEWELL	49	7	18	0	7
0601 LACON 1	88	16	24	0	10
0602 LACON 2	56	16	34	0	12
0701 La PRAIRIE	34	5	9	0	2
0801 RICHLAND	32	8	18	0	6
0901 ROBERTS	83	19	15	0	10
1001 SARATOGA	23	16	5	0	0
1101 STEUBEN	61	25	37	0	14
1201 WHITEFIELD	34	2	12	0	2

NUMBERED KEY CANVASS

RUN DATE:02/17/10 10:02 AM

GENERAL PRIMARY ELECTION
FEBRUARY 2, 2010
MARSHALL COUNTY, ILLINOIS
REPUBLICAN

OFFICIAL RESULTS

REPORT-EL52

PAGE 0008

VOTES PERCENT

VOTES PERCENT

TREASURER

VOTE FOR 1
01 = DAN RUTHERFORD
02 = OVER VOTES

1,301 100.00
0

03 = UNDER VOTES

151

	01	02	03
0101 BELL PLAIN	44	0	4
0201 BENNINGTON 1	50	0	6
0202 BENNINGTON 2	110	0	7
0301 EVANS 1	54	0	4
0302 EVANS 2	66	0	9
0401 HENRY 1	147	0	26
0402 HENRY 2	104	0	12
0501 HOPEWELL	70	0	11
0601 LACON 1	118	0	20
0602 LACON 2	107	0	11
0701 La PRAIRIE	47	0	3
0801 RICHLAND	59	0	5
0901 ROBERTS	110	0	17
1001 SARATOGA	42	0	2
1101 STEUBEN	127	0	10
1201 WHITEFIELD	46	0	4

NUMBERED KEY CANVASS
 RUN DATE:02/17/10 10:02 AM

GENERAL PRIMARY ELECTION
 FEBRUARY 2, 2010
 MARSHALL COUNTY, ILLINOIS
 REPUBLICAN

VOTES PERCENT

REPRESENTATIVE IN CONGRESS 18TH DISTRICT
 VOTE FOR 1
 01 = AARON SCHOCK
 02 = OVER VOTES

VOTES PERCENT
 1,355 100.00
 0

03 = UNDER VOTES

98

- 0101 BELL PLAIN
- 0201 BENNINGTON 1
- 0202 BENNINGTON 2
- 0301 EVANS 1
- 0302 EVANS 2
- 0401 HENRY 1
- 0402 HENRY 2
- 0501 HOPEWELL
- 0601 LACON 1
- 0602 LACON 2
- 0701 La PRAIRIE
- 0801 RICHLAND
- 0901 ROBERTS
- 1001 SARATOGA
- 1101 STEUBEN
- 1201 WHITEFIELD

	01	02	03
	45	0	3
	54	0	2
	110	0	7
	56	0	2
	70	0	5
	152	0	21
	110	0	6
	74	0	7
	131	0	8
	112	0	6
	47	0	3
	58	0	6
	116	0	11
	42	0	2
	132	0	5
	46	0	4

	VOTES	PERCENT		VOTES	PERCENT
STATE SENATOR 37TH DISTRICT					
VOTE FOR 1					
01 = DALE E. RISINGER	1,306	100.00			
02 = OVER VOTES	0		03 = UNDER VOTES	146	
	01	02	03		
0101 BELL PLAIN	46	0	2		
0201 BENNINGTON 1	49	0	7		
0202 BENNINGTON 2	105	0	12		
0301 EVANS 1	53	0	5		
0302 EVANS 2	65	0	10		
0401 HENRY 1	155	0	18		
0402 HENRY 2	104	0	12		
0501 HOPEWELL	70	0	11		
0601 LACON 1	122	0	16		
0602 LACON 2	103	0	15		
0701 La PRAIRIE	47	0	3		
0801 RICHLAND	61	0	3		
0901 ROBERTS	112	0	15		
1001 SARATOGA	41	0	3		
1101 STEUBEN	129	0	8		
1201 WHITEFIELD	44	0	6		

NUMBERED KEY CANVASS

RUN DATE:02/17/10 10:02 AM

GENERAL PRIMARY ELECTION
FEBRUARY 2, 2010
MARSHALL COUNTY, ILLINOIS
REPUBLICAN

OFFICIAL RESULTS

REPORT-EL52

PAGE 0011

REP. IN THE GENERAL ASSEMBLY 73RD DISTRICT	VOTES	PERCENT	VOTES	PERCENT
VOTE FOR 1				
01 = DAVID R. LEITCH	1,260	100.00		
02 = OVER VOTES	0			
			03 = UNDER VOTES	192
	01	02	03	
0101 BELL PLAIN	45	0	3	
0201 BENNINGTON 1	49	0	7	
0202 BENNINGTON 2	99	0	18	
0301 EVANS 1	47	0	11	
0302 EVANS 2	63	0	12	
0401 HENRY 1	148	0	25	
0402 HENRY 2	97	0	19	
0501 HOPEWELL	72	0	9	
0601 LACON 1	119	0	19	
0602 LACON 2	108	0	10	
0701 La PRAIRIE	46	0	4	
0801 RICHLAND	59	0	5	
0901 ROBERTS	107	0	20	
1001 SARATOGA	40	0	4	
1101 STEUBEN	124	0	13	
1201 WHITEFIELD	37	0	13	

NUMBERED KEY CANVASS

RUN DATE:02/17/10 10:02 AM

GENERAL PRIMARY ELECTION
FEBRUARY 2, 2010
MARSHALL COUNTY, ILLINOIS
REPUBLICAN

OFFICIAL RESULTS

REPORT-EL52 PAGE 0012

	VOTES	PERCENT	VOTES	PERCENT
COUNTY CLERK				
VOTE FOR 1				
01 = ANDREA J. MAHONEY-PLATT	1,278	100.00		
02 = OVER VOTES	0		03 = UNDER VOTES	174

	01	02	03	

0101 BELL PLAIN	44	0	4	
0201 BENNINGTON 1	50	0	6	
0202 BENNINGTON 2	102	0	15	
0301 EVANS 1	50	0	8	
0302 EVANS 2	62	0	13	
0401 HENRY 1	152	0	21	
0402 HENRY 2	97	0	19	
0501 HOPEWELL	72	0	9	
0601 LACON 1	122	0	16	
0602 LACON 2	107	0	11	
0701 La PRAIRIE	46	0	4	
0801 RICHLAND	58	0	6	
0901 ROBERTS	109	0	18	
1001 SARATOGA	37	0	7	
1101 STEUBEN	131	0	6	
1201 WHITEFIELD	39	0	11	

COUNTY TREASURER	VOTES	PERCENT	VOTES	PERCENT
VOTE FOR 1				
01 = CYNTHIA A. NIGHSONGER	1,232	100.00		
02 = OVER VOTES	0		03 = UNDER VOTES	220
	01	02	03	
0101 BELL PLAIN	45	0	3	
0201 BENNINGTON 1	45	0	11	
0202 BENNINGTON 2	94	0	23	
0301 EVANS 1	47	0	11	
0302 EVANS 2	59	0	16	
0401 HENRY 1	147	0	26	
0402 HENRY 2	94	0	22	
0501 HOPEWELL	71	0	10	
0601 LACON 1	120	0	18	
0602 LACON 2	108	0	10	
0701 La PRAIRIE	46	0	4	
0801 RICHLAND	57	0	7	
0901 ROBERTS	106	0	21	
1001 SARATOGA	38	0	6	
1101 STEUBEN	117	0	20	
1201 WHITEFIELD	38	0	12	

NUMBERED KEY CANVASS

RUN DATE:02/17/10 10:02 AM

GENERAL PRIMARY ELECTION
FEBRUARY 2, 2010
MARSHALL COUNTY, ILLINOIS
REPUBLICAN

OFFICIAL RESULTS

REPORT-EL52

PAGE 0014

VOTES PERCENT

VOTES PERCENT

169

1,283 100.00
0

03 = UNDER VOTES

COUNTY SHERIFF
VOTE FOR 1
01 = ROBERT E. RUSSELL
02 = OVER VOTES

- 0101 BELL PLAIN
- 0201 BENNINGTON 1
- 0202 BENNINGTON 2
- 0301 EVANS 1
- 0302 EVANS 2
- 0401 HENRY 1
- 0402 HENRY 2
- 0501 HOPEWELL
- 0601 LACON 1
- 0602 LACON 2
- 0701 La PRAIRIE
- 0801 RICHLAND
- 0901 ROBERTS
- 1001 SARATOGA
- 1101 STEUBEN
- 1201 WHITEFIELD

	01	02	03
	44	0	4
	47	0	9
	101	0	16
	48	0	10
	64	0	11
	159	0	14
	102	0	14
	73	0	8
	124	0	14
	104	0	14
	45	0	5
	59	0	5
	109	0	18
	37	0	7
	120	0	17
	47	0	3

NUMBERED KEY CANVASS

GENERAL PRIMARY ELECTION
FEBRUARY 2, 2010
MARSHALL COUNTY, ILLINOIS
REPUBLICAN

OFFICIAL RESULTS

RUN DATE:02/17/10 09:57 AM

REPORT-EL52 PAGE 0015

REGIONAL SUPERINTENDENT OF SCHOOLS
(BUREAU, HENRY AND STARK)

VOTES PERCENT

VOTES PERCENT

VOTE FOR 1

01 = ANGIE ZARVELL

24 100.00

02 = OVER VOTES

0

03 = UNDER VOTES

6

01 02 03

0701 La PRAIRIE

2 0 1

1001 SARATOGA

22 0 5

I HEREBY CERTIFY THAT THE FOREGOING IS A TRUE AND CORRECT COPY
OF THE ABSTRACT OF VOTES CAST AT THE GENERAL PRIMARY ELECTION
FEBRUARY 2, 2010 IN THE JURISDICTION OF MARSHALL COUNTY.
IN TESTIMONY WHEREOF, I HAVE AFFIXED MY SIGNATURE AND THE SEAL
OF THIS OFFICE THIS 17TH DAY OF FEBRUARY, 2010.

ANDREA J MAHONEY-PLATT
MARSHALL COUNTY CLERK

NUMBERED KEY CANVASS

GENERAL PRIMARY ELECTION
FEBRUARY 2, 2010
MARSHALL COUNTY, ILLINOIS
REPUBLICAN

OFFICIAL RESULTS

RUN DATE:02/17/10 09:57 AM

REPORT-EL52 PAGE 0016

REGIONAL SUPERINTENDENT OF SCHOOLS
(MARSHALL, PUTNAM AND WOODFORD)

VOTES PERCENT

VOTES PERCENT

VOTE FOR 1

01 = RONDA J. BANGERT

1,143 100.00

02 = OVER VOTES

0

03 = UNDER VOTES

274

01 02 03

0101 BELL PLAIN	41	0	7
0201 BENNINGTON 1	42	0	14
0202 BENNINGTON 2	94	0	23
0301 EVANS 1	48	0	10
0302 EVANS 2	57	0	18
0401 HENRY 1	138	0	35
0402 HENRY 2	94	0	22
0501 HOPEWELL	66	0	15
0601 LACON 1	109	0	29
0602 LACON 2	100	0	18
0701 La PRAIRIE	38	0	4
0801 RICHLAND	54	0	10
0901 ROBERTS	102	0	25
1001 SARATOGA	16	0	1
1101 STEUBEN	112	0	25
1201 WHITEFIELD	32	0	18

I HEREBY CERTIFY THAT THE FOREGOING IS A TRUE AND CORRECT COPY
 OF THE ABSTRACT OF VOTES CAST AT THE GENERAL PRIMARY ELECTION
 FEBRUARY 2, 2010 IN THE JURISDICTION OF MARSHALL COUNTY.
 IN TESTIMONY WHEREOF, I HAVE AFFIXED MY SIGNATURE AND THE SEAL
 OF THIS OFFICE THIS 17TH DAY OF FEBRUARY, 2010.

ANDREA J MAHONEY-PLATT
 MARSHALL COUNTY CLERK

NUMBERED KEY CANVASS

GENERAL PRIMARY ELECTION
FEBRUARY 2, 2010
MARSHALL COUNTY, ILLINOIS
REPUBLICAN

OFFICIAL RESULTS

RUN DATE:02/17/10 09:57 AM

REPORT-EL52 PAGE 0017

	VOTES	PERCENT		VOTES	PERCENT
REGIONAL SUPERINTENDENT OF SCHOOLS (LASALLE COUNTY)					
VOTE FOR 1					
01 = NO CANDIDATE FILED	0				
02 = OVER VOTES	0		03 = UNDER VOTES	0	

	01	02	03		

0302 EVANS 2	0	0	0		

I HEREBY CERTIFY THAT THE FOREGOING IS A TRUE AND CORRECT COPY
 OF THE ABSTRACT OF VOTES CAST AT THE GENERAL PRIMARY ELECTION
 FEBRUARY 2, 2010 IN THE JURISDICTION OF MARSHALL COUNTY.
 IN TESTIMONY WHEREOF, I HAVE AFFIXED MY SIGNATURE AND THE SEAL
 OF THIS OFFICE THIS 17TH DAY OF FEBRUARY, 2010.

ANDREA J MAHONEY-PLATT
 MARSHALL COUNTY CLERK

NUMBERED KEY CANVASS
RUN DATE:02/17/10 09:57 AM

GENERAL PRIMARY ELECTION
FEBRUARY 2, 2010
MARSHALL COUNTY, ILLINOIS
REPUBLICAN

VOTES PERCENT

REGIONAL SUPERINTENDENT OF SCHOOLS (PEORIA COUNTY)

VOTE FOR 1
01 = NO CANDIDATE FILED
02 = OVER VOTES

VOTES PERCENT

0
0

03 = UNDER VOTES

5

01	02	03
0	0	5
0	0	0

0701 La PRAIRIE
1101 STEUBEN

I HEREBY CERTIFY THAT THE FOREGOING IS A TRUE AND CORRECT COPY
OF THE ABSTRACT OF VOTES CAST AT THE GENERAL PRIMARY ELECTION
FEBRUARY 2, 2010 IN THE JURISDICTION OF MARSHALL COUNTY.
IN TESTIMONY WHEREOF, I HAVE AFFIXED MY SIGNATURE AND THE SEAL
OF THIS OFFICE THIS 17TH DAY OF FEBRUARY, 2010.

ANDREA J MAHONEY-PLATT
MARSHALL COUNTY CLERK

NUMBERED KEY CANVASS

RUN DATE:02/17/10 10:02 AM

GENERAL PRIMARY ELECTION
FEBRUARY 2, 2010
MARSHALL COUNTY, ILLINOIS
REPUBLICAN

OFFICIAL RESULTS

REPORT-EL52

PAGE 0019

VOTES PERCENT

VOTES PERCENT

COUNTY BOARD MEMBERS DISTRICT 1

VOTE FOR 2

346 59.15
239 40.85

03 = OVER VOTES
04 = UNDER VOTES

0
281

01 = BRUCE K. BAUTER
02 = WALLACE D. GROOM, JR.

	01	02	03	04
0401 HENRY 1	145	106	0	95
0402 HENRY 2	90	65	0	77
0701 La PRAIRIE	43	26	0	31
1001 SARATOGA	33	22	0	33
1201 WHITEFIELD	35	20	0	45

NUMBERED KEY CANVASS

RUN DATE:02/17/10 10:02 AM

GENERAL PRIMARY ELECTION
FEBRUARY 2, 2010
MARSHALL COUNTY, ILLINOIS
REPUBLICAN

OFFICIAL RESULTS

REPORT-EL52 PAGE 0020

		VOTES	PERCENT			VOTES	PERCENT
COUNTY BOARD MEMBER DISTRICT 2							
VOTE FOR 1							
01 = ROBERT S. BAKEWELL		401	100.00				
02 = OVER VOTES		0		03 = UNDER VOTES		80	

	01	02	03				

0101 BELL PLAIN	41	0	7				
0201 BENNINGTON 1	41	0	15				
0202 BENNINGTON 2	92	0	25				
0301 EVANS 1	53	0	5				
0302 EVANS 2	70	0	5				
0901 ROBERTS	104	0	23				

NUMBERED KEY CANVASS

RUN DATE:02/17/10 10:02 AM

GENERAL PRIMARY ELECTION
FEBRUARY 2, 2010
MARSHALL COUNTY, ILLINOIS
REPUBLICAN

OFFICIAL RESULTS

REPORT-EL52

PAGE 0021

	VOTES	PERCENT		VOTES	PERCENT
COUNTY BOARD MEMBERS DISTRICT 2					
VOTE FOR 2					
01 = PHILIP A. SCHMILLEN	392	100.00			
02 = OVER VOTES	0		03 = UNDER VOTES	570	

	01	02	03		

0101 BELL PLAIN	43	0	53		
0201 BENNINGTON 1	49	0	63		
0202 BENNINGTON 2	101	0	133		
0301 EVANS 1	46	0	70		
0302 EVANS 2	58	0	92		
0901 ROBERTS	95	0	159		

NUMBERED KEY CANVASS

RUN DATE:02/17/10 10:02 AM

GENERAL PRIMARY ELECTION
FEBRUARY 2, 2010
MARSHALL COUNTY, ILLINOIS
REPUBLICAN

OFFICIAL RESULTS

REPORT-EL52

PAGE 0022

VOTES PERCENT

VOTES PERCENT

627

449 100.00
0

03 = UNDER VOTES

	01	02	03
0501 HOPEWELL	66	0	96
0601 LACON 1	108	0	168
0602 LACON 2	104	0	132
0801 RICHLAND	51	0	77
1101 STEUBEN	120	0	154

COUNTY BOARD MEMBERS DISTRICT 3
VOTE FOR 2
01 = B. JUSTIN MEIERKORD
02 = OVER VOTES

0501 HOPEWELL
0601 LACON 1
0602 LACON 2
0801 RICHLAND
1101 STEUBEN

	VOTES	PERCENT		VOTES	PERCENT
CIRCUIT COURT JUDGE-10TH JUDICIAL CIRCUIT (BARRA VACANCY)					
VOTE FOR 1					
01 = MICHAEL D. RISINGER	566	42.88			
02 = KATE GORMAN	673	50.98	04 = OVER VOTES	1	
03 = VERNE E. DENTINO	81	6.14	05 = UNDER VOTES	131	

	01	02	03	04	05
0101 BELL PLAIN	22	19	4	0	3
0201 BENNINGTON 1	25	24	2	0	5
0202 BENNINGTON 2	34	65	11	0	7
0301 EVANS 1	23	23	4	0	8
0302 EVANS 2	15	47	4	0	9
0401 HENRY 1	68	86	4	0	15
0402 HENRY 2	57	45	1	0	13
0501 HOPEWELL	27	45	2	0	7
0601 LACON 1	42	73	11	0	12
0602 LACON 2	50	51	9	0	8
0701 La PRAIRIE	26	17	3	0	4
0801 RICHLAND	29	28	4	0	3
0901 ROBERTS	50	53	5	1	18
1001 SARATOGA	22	20	2	0	0
1101 STEUBEN	57	61	13	0	6
1201 WHITEFIELD	19	16	2	0	13

	VOTES	PERCENT		VOTES	PERCENT
CIRCUIT COURT JUDGE-10TH JUDICIAL CIRCUIT (VESPA VACANCY)					
VOTE FOR 1					
01 = JOHN P. VESPA	807	62.22			
02 = VALERIE MOEHLE UMHOLTZ	326	25.13	04 = OVER VOTES	1	
03 = BRUCE E. THIEMANN	164	12.64	05 = UNDER VOTES	154	

	01	02	03	04	05
0101 BELL PLAIN	33	8	5	0	2
0201 BENNINGTON 1	36	14	1	0	5
0202 BENNINGTON 2	78	24	6	0	9
0301 EVANS 1	25	11	15	0	7
0302 EVANS 2	29	20	8	0	18
0401 HENRY 1	92	43	19	0	19
0402 HENRY 2	68	25	11	0	12
0501 HOPEWELL	44	19	10	0	8
0601 LACON 1	82	20	19	0	17
0602 LACON 2	73	19	18	0	8
0701 La PRAIRIE	28	12	7	0	3
0801 RICHLAND	35	16	11	0	2
0901 ROBERTS	70	31	8	1	17
1001 SARATOGA	28	6	7	0	3
1101 STEUBEN	67	44	14	0	12
1201 WHITEFIELD	19	14	5	0	12

NUMBERED KEY CANVASS
 RUN DATE:02/17/10 10:02 AM

GENERAL PRIMARY ELECTION
 FEBRUARY 2, 2010
 MARSHALL COUNTY, ILLINOIS
 DEMOCRATIC

VOTES PERCENT

VOTES PERCENT

49 11.48
 0
 0
 29

UNITED STATES SENATOR
 VOTE FOR 1
 01 = ROBERT MARSHALL
 02 = DAVID HOFFMAN
 03 = JACOB J. MEISTER
 04 = ALEXANDER "ALEXI" GIANNOULIAS

73 17.10
 144 33.72
 17 3.98
 144 33.72

05 = CHERYLE JACKSON
 06 = WRITE-IN
 07 = OVER VOTES
 08 = UNDER VOTES

	01	02	03	04	05	06	07	08
0101 BELL PLAIN	5	8	1	7	4	0	0	2
0201 BENNINGTON 1	2	2	0	6	4	0	0	1
0202 BENNINGTON 2	12	11	1	13	3	0	0	4
0301 EVANS 1	4	7	0	8	3	0	0	0
0302 EVANS 2	4	3	0	9	1	0	0	3
0401 HENRY 1	5	14	2	15	2	0	0	3
0402 HENRY 2	5	7	1	9	4	0	0	0
0501 HOPEWELL	4	11	1	7	0	0	0	1
0601 LACON 1	7	19	2	23	7	0	0	7
0602 LACON 2	7	10	2	10	5	0	0	1
0701 La PRAIRIE	2	4	0	4	1	0	0	3
0801 RICHLAND	2	9	3	3	2	0	0	0
0901 ROBERTS	4	12	2	11	1	0	0	0
1001 SARATOGA	1	5	0	4	3	0	0	1
1101 STEUBEN	8	19	2	11	8	0	0	2
1201 WHITEFIELD	1	3	0	4	1	0	0	0

GOVERNOR	VOTES	PERCENT	VOTES	PERCENT
VOTE FOR 1				
01 = PAT QUINN	219	48.78		
02 = DANIEL W. HYNES	229	51.00	04 = OVER VOTES	0
03 = WRITE-IN	1	.22	05 = UNDER VOTES	7

	01	02	03	04	05
0101 BELL PLAIN	9	17	0	0	1
0201 BENNINGTON 1	9	6	0	0	0
0202 BENNINGTON 2	26	18	0	0	0
0301 EVANS 1	9	12	1	0	0
0302 EVANS 2	12	7	0	0	1
0401 HENRY 1	13	26	0	0	2
0402 HENRY 2	17	9	0	0	0
0501 HOPEWELL	12	11	0	0	1
0601 LACON 1	26	32	0	0	1
0602 LACON 2	27	14	0	0	0
0701 La PRAIRIE	5	7	0	0	0
0801 RICHLAND	8	14	0	0	0
0901 ROBERTS	17	12	0	0	1
1001 SARATOGA	2	12	0	0	0
1101 STEUBEN	20	30	0	0	0
1201 WHITEFIELD	7	2	0	0	0

	VOTES	PERCENT		VOTES	PERCENT
LIEUTENANT GOVERNOR					
VOTE FOR 1					
01 = ARTHUR L. TURNER	63	16.36	05 = THOMAS MICHAEL CASTILLO	40	10.39
02 = TERRY LINK	65	16.88	06 = MIKE BOLAND	97	25.19
03 = RICKEY R. HENDON	30	7.79	07 = OVER VOTES	0	
04 = SCOTT LEE COHEN	90	23.38	08 = UNDER VOTES	71	

	01	02	03	04	05	06	07	08
0101 BELL PLAIN	3	4	2	7	2	6	0	3
0201 BENNINGTON 1	2	0	3	1	1	4	0	4
0202 BENNINGTON 2	9	7	3	8	4	7	0	6
0301 EVANS 1	7	2	0	5	0	7	0	1
0302 EVANS 2	2	0	0	6	2	4	0	6
0401 HENRY 1	5	7	2	7	4	8	0	8
0402 HENRY 2	4	2	3	6	3	5	0	3
0501 HOPEWELL	4	6	0	7	0	5	0	2
0601 LACON 1	8	11	6	10	6	11	0	7
0602 LACON 2	2	7	0	6	6	10	0	10
0701 La PRAIRIE	1	4	1	2	1	2	0	1
0801 RICHLAND	1	3	2	5	0	3	0	8
0901 ROBERTS	4	6	3	7	2	4	0	4
1001 SARATOGA	3	2	0	4	0	4	0	1
1101 STEUBEN	7	3	4	5	9	16	0	6
1201 WHITEFIELD	1	1	1	4	0	1	0	1

NUMBERED KEY CANVASS

RUN DATE:02/17/10 10:02 AM

GENERAL PRIMARY ELECTION
FEBRUARY 2, 2010
MARSHALL COUNTY, ILLINOIS
DEMOCRATIC

OFFICIAL RESULTS

REPORT-EL52

PAGE 0028

VOTES PERCENT

VOTES PERCENT

ATTORNEY GENERAL

VOTE FOR 1

01 = LISA MADIGAN

02 = OVER VOTES

404 100.00
0

03 = UNDER VOTES

52

01 02 03

0101 BELL PLAIN	26	0	1
0201 BENNINGTON 1	12	0	3
0202 BENNINGTON 2	41	0	3
0301 EVANS 1	17	0	5
0302 EVANS 2	18	0	2
0401 HENRY 1	37	0	4
0402 HENRY 2	25	0	1
0501 HOPEWELL	23	0	1
0601 LACON 1	50	0	9
0602 LACON 2	34	0	7
0701 La PRAIRIE	11	0	1
0801 RICHLAND	17	0	5
0901 ROBERTS	25	0	5
1001 SARATOGA	13	0	1
1101 STEUBEN	47	0	3
1201 WHITEFIELD	8	0	1

NUMBERED KEY CANVASS

RUN DATE:02/17/10 10:02 AM

GENERAL PRIMARY ELECTION
FEBRUARY 2, 2010
MARSHALL COUNTY, ILLINOIS
DEMOCRATIC

OFFICIAL RESULTS

REPORT-EL52

PAGE 0029

	VOTES PERCENT			VOTES PERCENT	
SECRETARY OF STATE					
VOTE FOR 1					
01 = JESSE WHITE	408	100.00			
02 = OVER VOTES	0		03 = UNDER VOTES	48	
	01	02	03		
0101 BELL PLAIN	24	0	3		
0201 BENNINGTON 1	14	0	1		
0202 BENNINGTON 2	41	0	3		
0301 EVANS 1	21	0	1		
0302 EVANS 2	18	0	2		
0401 HENRY 1	35	0	6		
0402 HENRY 2	26	0	0		
0501 HOPEWELL	22	0	2		
0601 LACON 1	55	0	4		
0602 LACON 2	36	0	5		
0701 La PRAIRIE	11	0	1		
0801 RICHLAND	11	0	11		
0901 ROBERTS	25	0	5		
1001 SARATOGA	12	0	2		
1101 STEUBEN	48	0	2		
1201 WHITEFIELD	9	0	0		

NUMBERED KEY CANVASS
 RUN DATE: 02/17/10 10:02 AM

GENERAL PRIMARY ELECTION
 FEBRUARY 2, 2010
 MARSHALL COUNTY, ILLINOIS
 DEMOCRATIC

VOTES PERCENT

COMPTROLLER
 VOTE FOR 1
 01 = DAVID E. MILLER
 02 = S. RAJA KRISHNAMOORTHY
 03 = CLINTON A. "CLINT" KRISLOV

127 37.91
 189 56.42
 19 5.67

04 = OVER VOTES
 05 = UNDER VOTES

0
 121

- 0101 BELL PLAIN
- 0201 BENNINGTON 1
- 0202 BENNINGTON 2
- 0301 EVANS 1
- 0302 EVANS 2
- 0401 HENRY 1
- 0402 HENRY 2
- 0501 HOPEWELL
- 0601 LACON 1
- 0602 LACON 2
- 0701 La PRAIRIE
- 0801 RICHLAND
- 0901 ROBERTS
- 1001 SARATOGA
- 1101 STEUBEN
- 1201 WHITEFIELD

	01	02	03	04	05
	8	10	2	0	7
	3	5	2	0	5
	19	12	2	0	11
	5	6	2	0	9
	4	7	1	0	8
	13	21	0	0	7
	8	11	0	0	2
	6	16	0	0	14
	12	31	2	0	11
	15	13	2	0	4
	1	7	0	0	7
	4	9	2	0	11
	9	9	1	0	4
	3	6	1	0	12
	15	21	2	0	2
	2	5	0	0	

NUMBERED KEY CANVASS
 RUN DATE:02/17/10 10:02 AM

GENERAL PRIMARY ELECTION
 FEBRUARY 2, 2010
 MARSHALL COUNTY, ILLINOIS
 DEMOCRATIC

VOTES PERCENT
 0
 108

TREASURER
 VOTE FOR 1
 01 = JUSTIN P. OBERMAN
 02 = ROBIN KELLY

VOTES PERCENT

141 40.52
 207 59.48

03 = OVER VOTES
 04 = UNDER VOTES

- 0101 BELL PLAIN
- 0201 BENNINGTON 1
- 0202 BENNINGTON 2
- 0301 EVANS 1
- 0302 EVANS 2
- 0401 HENRY 1
- 0402 HENRY 2
- 0501 HOPEWELL
- 0601 LACON 1
- 0602 LACON 2
- 0701 La PRAIRIE
- 0801 RICHLAND
- 0901 ROBERTS
- 1001 SARATOGA
- 1101 STEUBEN
- 1201 WHITEFIELD

	01	02	03	04
	9	14	0	4
	3	7	0	5
	16	17	0	11
	9	10	0	3
	8	6	0	6
	13	16	0	12
	8	13	0	5
	10	10	0	4
	17	28	0	14
	9	22	0	10
	4	6	0	2
	1	8	0	13
	7	12	0	11
	5	8	0	1
	18	25	0	7
	4	5	0	0

NUMBERED KEY CANVASS

RUN DATE:02/17/10 10:02 AM

GENERAL PRIMARY ELECTION
FEBRUARY 2, 2010
MARSHALL COUNTY, ILLINOIS
DEMOCRATIC

OFFICIAL RESULTS

REPORT-EL52 PAGE 0032

	VOTES		PERCENT			VOTES		PERCENT	
REPRESENTATIVE IN CONGRESS 18TH DISTRICT									
VOTE FOR 1									
01 = DEIRDRE "DK" HIRNER	219	54.48	03 = OVER VOTES				0		
02 = CARL RAY	183	45.52	04 = UNDER VOTES				54		
	01	02	03	04					
0101 BELL PLAIN	20	6	0	1					
0201 BENNINGTON 1	4	6	0	5					
0202 BENNINGTON 2	20	18	0	6					
0301 EVANS 1	11	8	0	3					
0302 EVANS 2	9	4	0	7					
0401 HENRY 1	15	18	0	8					
0402 HENRY 2	11	14	0	1					
0501 HOPEWELL	7	15	0	2					
0601 LACON 1	31	23	0	5					
0602 LACON 2	12	21	0	8					
0701 La PRAIRIE	5	7	0	0					
0801 RICHLAND	11	10	0	1					
0901 ROBERTS	16	11	0	3					
1001 SARATOGA	10	3	0	1					
1101 STEUBEN	31	17	0	2					
1201 WHITEFIELD	6	2	0	1					

NUMBERED KEY CANVASS

RUN DATE:02/17/10 10:02 AM

GENERAL PRIMARY ELECTION
FEBRUARY 2, 2010
MARSHALL COUNTY, ILLINOIS
DEMOCRATIC

OFFICIAL RESULTS

REPORT-EL52

PAGE 0033

	VOTES	PERCENT		VOTES	PERCENT
STATE CENTRAL COMMITTEEWOMAN 18TH DISTRICT					
VOTE FOR 1					
01 = SHIRLEY McCOMBS	360	100.00			
02 = OVER VOTES	0		03 = UNDER VOTES	96	
	01	02	03		
0101 BELL PLAIN	22	0	5		
0201 BENNINGTON 1	7	0	8		
0202 BENNINGTON 2	35	0	9		
0301 EVANS 1	16	0	6		
0302 EVANS 2	14	0	6		
0401 HENRY 1	28	0	13		
0402 HENRY 2	24	0	2		
0501 HOPEWELL	24	0	0		
0601 LACON 1	47	0	12		
0602 LACON 2	32	0	9		
0701 La PRAIRIE	11	0	1		
0801 RICHLAND	13	0	9		
0901 ROBERTS	22	0	8		
1001 SARATOGA	13	0	1		
1101 STEUBEN	43	0	7		
1201 WHITEFIELD	9	0	0		

NUMBERED KEY CANVASS

RUN DATE:02/17/10 10:02 AM

GENERAL PRIMARY ELECTION
FEBRUARY 2, 2010
MARSHALL COUNTY, ILLINOIS
DEMOCRATIC

OFFICIAL RESULTS

REPORT-EL52 PAGE 0034

	VOTES PERCENT		VOTES PERCENT	
STATE CENTRAL COMMITTEEMAN 18TH DISTRICT				
VOTE FOR 1				
01 = JAMES K. POLK	255	66.06	03 = OVER VOTES	0
02 = BILL EDLEY	131	33.94	04 = UNDER VOTES	70
	01	02	03	04
0101 BELL PLAIN	20	4	0	3
0201 BENNINGTON 1	7	5	0	3
0202 BENNINGTON 2	24	13	0	7
0301 EVANS 1	9	10	0	3
0302 EVANS 2	9	6	0	5
0401 HENRY 1	23	11	0	7
0402 HENRY 2	14	8	0	4
0501 HOPEWELL	9	13	0	2
0601 LACON 1	36	15	0	8
0602 LACON 2	23	11	0	7
0701 La PRAIRIE	9	1	0	2
0801 RICHLAND	10	6	0	6
0901 ROBERTS	18	8	0	4
1001 SARATOGA	6	7	0	1
1101 STEUBEN	35	10	0	5
1201 WHITEFIELD	3	3	0	3

GENERAL PRIMARY ELECTION
FEBRUARY 2, 2010
MARSHALL COUNTY, ILLINOIS
DEMOCRATIC

VOTES PERCENT

VOTES PERCENT

456

03 = UNDER VOTES

NUMBERED KEY CANVASS
RUN DATE:02/17/10 10:02 AM

STATE SENATOR 37TH DISTRICT
VOTE FOR 1
01 = NO CANDIDATE FILED
02 = OVER VOTES

	01	02	03
0101 BELL PLAIN	0	0	27
0201 BENNINGTON 1	0	0	15
0202 BENNINGTON 2	0	0	44
0301 EVANS 1	0	0	22
0302 EVANS 2	0	0	20
0401 HENRY 1	0	0	41
0402 HENRY 2	0	0	26
0501 HOPEWELL	0	0	24
0601 LACON 1	0	0	59
0602 LACON 2	0	0	41
0701 La PRAIRIE	0	0	12
0801 RICHLAND	0	0	22
0901 ROBERTS	0	0	30
1001 SARATOGA	0	0	14
1101 STEUBEN	0	0	50
1201 WHITEFIELD	0	0	9

NUMBERED KEY CANVASS

RUN DATE:02/17/10 10:02 AM

GENERAL PRIMARY ELECTION
FEBRUARY 2, 2010
MARSHALL COUNTY, ILLINOIS
DEMOCRATIC

OFFICIAL RESULTS

REPORT-EL52

PAGE 0036

VOTES PERCENT

VOTES PERCENT

456

03 = UNDER VOTES

REP. IN THE GENERAL ASSEMBLY 73RD DISTRICT

VOTE FOR 1

01 = NO CANDIDATE FILED

02 = OVER VOTES

	01	02	03
0101 BELL PLAIN	0	0	27
0201 BENNINGTON 1	0	0	15
0202 BENNINGTON 2	0	0	44
0301 EVANS 1	0	0	22
0302 EVANS 2	0	0	20
0401 HENRY 1	0	0	41
0402 HENRY 2	0	0	26
0501 HOPEWELL	0	0	24
0601 LACON 1	0	0	59
0602 LACON 2	0	0	41
0701 La PRAIRIE	0	0	12
0801 RICHLAND	0	0	22
0901 ROBERTS	0	0	30
1001 SARATOGA	0	0	14
1101 STEUBEN	0	0	50
1201 WHITEFIELD	0	0	9

NUMBERED KEY CANVASS

RUN DATE:02/17/10 10:02 AM

GENERAL PRIMARY ELECTION
FEBRUARY 2, 2010
MARSHALL COUNTY, ILLINOIS
DEMOCRATIC

OFFICIAL RESULTS

REPORT-EL52 PAGE 0037

	VOTES PERCENT			VOTES PERCENT	
COUNTY CLERK					
VOTE FOR 1					
01 = NO CANDIDATE FILED			0		
02 = OVER VOTES			0		
				03 = UNDER VOTES	456
	01	02	03		
0101 BELL PLAIN	0	0	27		
0201 BENNINGTON 1	0	0	15		
0202 BENNINGTON 2	0	0	44		
0301 EVANS 1	0	0	22		
0302 EVANS 2	0	0	20		
0401 HENRY 1	0	0	41		
0402 HENRY 2	0	0	26		
0501 HOPEWELL	0	0	24		
0601 LACON 1	0	0	59		
0602 LACON 2	0	0	41		
0701 La PRAIRIE	0	0	12		
0801 RICHLAND	0	0	22		
0901 ROBERTS	0	0	30		
1001 SARATOGA	0	0	14		
1101 STEUBEN	0	0	50		
1201 WHITEFIELD	0	0	9		

NUMBERED KEY CANVASS

RUN DATE:02/17/10 10:02 AM

GENERAL PRIMARY ELECTION
FEBRUARY 2, 2010
MARSHALL COUNTY, ILLINOIS
DEMOCRATIC

OFFICIAL RESULTS

REPORT-EL52 PAGE 0038

	VOTES PERCENT			VOTES PERCENT	
COUNTY TREASURER					
VOTE FOR 1					
01 = NO CANDIDATE FILED			0		
02 = OVER VOTES			0	03 = UNDER VOTES	456

	01	02	03		

0101 BELL PLAIN	0	0	27		
0201 BENNINGTON 1	0	0	15		
0202 BENNINGTON 2	0	0	44		
0301 EVANS 1	0	0	22		
0302 EVANS 2	0	0	20		
0401 HENRY 1	0	0	41		
0402 HENRY 2	0	0	26		
0501 HOPEWELL	0	0	24		
0601 LACON 1	0	0	59		
0602 LACON 2	0	0	41		
0701 La PRAIRIE	0	0	12		
0801 RICHLAND	0	0	22		
0901 ROBERTS	0	0	30		
1001 SARATOGA	0	0	14		
1101 STEUBEN	0	0	50		
1201 WHITEFIELD	0	0	9		

NUMBERED KEY CANVASS
RUN DATE:02/17/10 10:02 AM

GENERAL PRIMARY ELECTION
FEBRUARY 2, 2010
MARSHALL COUNTY, ILLINOIS
DEMOCRATIC

VOTES PERCENT

VOTES PERCENT

456

COUNTY SHERIFF
VOTE FOR 1
01 = NO CANDIDATE FILED
02 = OVER VOTES

03 = UNDER VOTES

- 0101 BELL PLAIN
- 0201 BENNINGTON 1
- 0202 BENNINGTON 2
- 0301 EVANS 1
- 0302 EVANS 2
- 0401 HENRY 1
- 0402 HENRY 2
- 0501 HOPEWELL
- 0601 LACON 1
- 0602 LACON 2
- 0701 La PRAIRIE
- 0801 RICHLAND
- 0901 ROBERTS
- 1001 SARATOGA
- 1101 STEUBEN
- 1201 WHITEFIELD


	01	02	03
	0	0	27
	0	0	15
	0	0	44
	0	0	22
	0	0	20
	0	0	41
	0	0	26
	0	0	24
	0	0	59
	0	0	41
	0	0	12
	0	0	22
	0	0	30
	0	0	14
	0	0	50
	0	0	9

	VOTES PERCENT			VOTES	PERCENT
REGIONAL SUPERINTENDENT OF SCHOOLS (BUREAU, HENRY AND STARK)					
VOTE FOR 1					
01 = NO CANDIDATE FILED			0		
02 = OVER VOTES			0	03 = UNDER VOTES	13

	01	02	03		

0701 La PRAIRIE	0	0	0		
1001 SARATOGA	0	0	13		

I HEREBY CERTIFY THAT THE FOREGOING IS A TRUE AND CORRECT COPY OF THE ABSTRACT OF VOTES CAST AT THE GENERAL PRIMARY ELECTION FEBRUARY 2, 2010 IN THE JURISDICTION OF MARSHALL COUNTY. IN TESTIMONY WHEREOF, I HAVE AFFIXED MY SIGNATURE AND THE SEAL OF THIS OFFICE THIS 17TH DAY OF FEBRUARY, 2010.


 ANDREA J MAHONEY-PLATT
 MARSHALL COUNTY CLERK

REGIONAL SUPERINTENDENT OF SCHOOLS
(MARSHALL, PUTNAM AND WOODFORD)

VOTES PERCENT

VOTES PERCENT

VOTE FOR 1

01 = NO CANDIDATE FILED
02 = OVER VOTES


0
0

03 = UNDER VOTES

440

	01	02	03
0101 BELL PLAIN	0	0	27
0201 BENNINGTON 1	0	0	15
0202 BENNINGTON 2	0	0	44
0301 EVANS 1	0	0	22
0302 EVANS 2	0	0	20
0401 HENRY 1	0	0	41
0402 HENRY 2	0	0	26
0501 HOPEWELL	0	0	24
0601 LACON 1	0	0	59
0602 LACON 2	0	0	41
0701 La PRAIRIE	0	0	9
0801 RICHLAND	0	0	22
0901 ROBERTS	0	0	30
1001 SARATOGA	0	0	1
1101 STEUBEN	0	0	50
1201 WHITEFIELD	0	0	9

I HEREBY CERTIFY THAT THE FOREGOING IS A TRUE AND CORRECT COPY
 OF THE ABSTRACT OF VOTES CAST AT THE GENERAL PRIMARY ELECTION
 FEBRUARY 2, 2010 IN THE JURISDICTION OF MARSHALL COUNTY.
 IN TESTIMONY WHEREOF, I HAVE AFFIXED MY SIGNATURE AND THE SEAL
 OF THIS OFFICE THIS 17TH DAY OF FEBRUARY, 2010.


 ANDREA J MAHONEY-PLATT
 MARSHALL COUNTY CLERK

NUMBERED KEY CANVASS
RUN DATE:02/17/10 10:02 AM

GENERAL PRIMARY ELECTION
FEBRUARY 2, 2010
MARSHALL COUNTY, ILLINOIS
DEMOCRATIC


OFFICIAL RESULTS
REPORT-EL52 PAGE 0042

	VOTES	PERCENT		VOTES	PERCENT
REGIONAL SUPERINTENDENT OF SCHOOLS (LASALLE COUNTY)					
VOTE FOR 1					
01 = JAMES E. CARLSON	0				
02 = OVER VOTES	0		03 = UNDER VOTES	0	

	01	02	03		

0302 EVANS 2	0	0	0		

I HEREBY CERTIFY THAT THE FOREGOING IS A TRUE AND CORRECT COPY
OF THE ABSTRACT OF VOTES CAST AT THE GENERAL PRIMARY ELECTION
FEBRUARY 2, 2010 IN THE JURISDICTION OF MARSHALL COUNTY.
IN TESTIMONY WHEREOF, I HAVE AFFIXED MY SIGNATURE AND THE SEAL
OF THIS OFFICE THIS 17TH DAY OF FEBRUARY, 2010.


ANDREA J MAHONEY-PLATT
MARSHALL COUNTY CLERK

	VOTES	PERCENT		VOTES	PERCENT
REGIONAL SUPERINTENDENT OF SCHOOLS (PEORIA COUNTY)					
VOTE FOR 1					
01 = GERALD M. BROOKHART	3	100.00			
02 = OVER VOTES	0		03 = UNDER VOTES	0	

	01	02	03		

0701 La PRAIRIE	3	0	0		
1101 STEUBEN	0	0	0		

I HEREBY CERTIFY THAT THE FOREGOING IS A TRUE AND CORRECT COPY OF THE ABSTRACT OF VOTES CAST AT THE GENERAL PRIMARY ELECTION FEBRUARY 2, 2010 IN THE JURISDICTION OF MARSHALL COUNTY. IN TESTIMONY WHEREOF, I HAVE AFFIXED MY SIGNATURE AND THE SEAL OF THIS OFFICE THIS 17TH DAY OF FEBRUARY, 2010.


 ANDREA J MAHONEY-PLATT
 MARSHALL COUNTY CLERK

NUMBERED KEY CANVASS

RUN DATE:02/17/10 10:02 AM

GENERAL PRIMARY ELECTION
FEBRUARY 2, 2010
MARSHALL COUNTY, ILLINOIS
DEMOCRATIC

OFFICIAL RESULTS

REPORT-EL52 PAGE 0044

	VOTES	PERCENT		VOTES	PERCENT
COUNTY BOARD MEMBERS DISTRICT 1					
VOTE FOR 2					
01 = NO CANDIDATE FILED	0				
02 = OVER VOTES	0		03 = UNDER VOTES	204	

	01	02	03		

0401 HENRY 1	0	0	82		
0402 HENRY 2	0	0	52		
0701 La PRAIRIE	0	0	24		
1001 SARATOGA	0	0	28		
1201 WHITEFIELD	0	0	18		

COUNTY BOARD MEMBER DISTRICT 2

VOTES PERCENT

VOTES PERCENT

VOTE FOR 1

01 = NO CANDIDATE FILED

0

02 = OVER VOTES

0

03 = UNDER VOTES

158

	01	02	03
0101 BELL PLAIN	0	0	27
0201 BENNINGTON 1	0	0	15
0202 BENNINGTON 2	0	0	44
0301 EVANS 1	0	0	22
0302 EVANS 2	0	0	20
0901 ROBERTS	0	0	30

NUMBERED KEY CANVASS

GENERAL PRIMARY ELECTION
FEBRUARY 2, 2010
MARSHALL COUNTY, ILLINOIS
DEMOCRATIC

OFFICIAL RESULTS

RUN DATE:02/17/10 10:02 AM

REPORT-EL52 PAGE 0046

VOTES PERCENT

VOTES PERCENT

COUNTY BOARD MEMBERS DISTRICT 2

VOTE FOR 2

01 = NO CANDIDATE FILED

0

02 = OVER VOTES

0

03 = UNDER VOTES

316

01 02 03

0101 BELL PLAIN	0	0	54
0201 BENNINGTON 1	0	0	30
0202 BENNINGTON 2	0	0	88
0301 EVANS 1	0	0	44
0302 EVANS 2	0	0	40
0901 ROBERTS	0	0	60

NUMBERED KEY CANVASS

RUN DATE:02/17/10 10:02 AM

GENERAL PRIMARY ELECTION
FEBRUARY 2, 2010
MARSHALL COUNTY, ILLINOIS
DEMOCRATIC

OFFICIAL RESULTS

REPORT-EL52 PAGE 0047

COUNTY BOARD MEMBERS DISTRICT 3

VOTE FOR 2

01 = PATRICK G. SLOAN

02 = OVER VOTES

VOTES PERCENT

VOTES PERCENT

172 100.00
0

03 = UNDER VOTES

220

01 02 03

0501 HOPEWELL	23	0	25
0601 LACON 1	51	0	67
0602 LACON 2	35	0	47
0801 RICHLAND	18	0	26
1101 STEUBEN	45	0	55

NUMBERED KEY CANVASS

GENERAL PRIMARY ELECTION
FEBRUARY 2, 2010
MARSHALL COUNTY, ILLINOIS
DEMOCRATIC

OFFICIAL RESULTS

RUN DATE:02/17/10 10:02 AM

REPORT-EL52 PAGE 0048

VOTES PERCENT

VOTES PERCENT

CIRCUIT COURT JUDGE-10TH JUDICIAL CIRCUIT
(BARRA VACANCY)

VOTE FOR 1

01 = NO CANDIDATE FILED

02 = OVER VOTES

0

0

03 = UNDER VOTES

456

01 02 03

0101 BELL PLAIN	0	0	27
0201 BENNINGTON 1	0	0	15
0202 BENNINGTON 2	0	0	44
0301 EVANS 1	0	0	22
0302 EVANS 2	0	0	20
0401 HENRY 1	0	0	41
0402 HENRY 2	0	0	26
0501 HOPEWELL	0	0	24
0601 LACON 1	0	0	59
0602 LACON 2	0	0	41
0701 La PRAIRIE	0	0	12
0801 RICHLAND	0	0	22
0901 ROBERTS	0	0	30
1001 SARATOGA	0	0	14
1101 STEUBEN	0	0	50
1201 WHITEFIELD	0	0	9

NUMBERED KEY CANVASS

RUN DATE:02/17/10 10:02 AM

GENERAL PRIMARY ELECTION
FEBRUARY 2, 2010
MARSHALL COUNTY, ILLINOIS
DEMOCRATIC

OFFICIAL RESULTS

REPORT-EL52

PAGE 0049

VOTES PERCENT

CIRCUIT COURT JUDGE-10TH JUDICIAL CIRCUIT
(VESPA VACANCY)

VOTE FOR 1

01 = CHRISTOPHER J. SPANOS

02 = OVER VOTES

VOTES PERCENT

356 100.00
0

03 = UNDER VOTES

100

	01	02	03
0101 BELL PLAIN	21	0	6
0201 BENNINGTON 1	10	0	5
0202 BENNINGTON 2	36	0	8
0301 EVANS 1	16	0	6
0302 EVANS 2	13	0	7
0401 HENRY 1	32	0	9
0402 HENRY 2	21	0	5
0501 HOPEWELL	20	0	4
0601 LACON 1	48	0	11
0602 LACON 2	28	0	13
0701 La PRAIRIE	9	0	3
0801 RICHLAND	14	0	8
0901 ROBERTS	25	0	5
1001 SARATOGA	13	0	1
1101 STEUBEN	42	0	8
1201 WHITEFIELD	8	0	1

NUMBERED KEY CANVASS

RUN DATE:02/17/10 10:02 AM

GENERAL PRIMARY ELECTION
FEBRUARY 2, 2010
MARSHALL COUNTY, ILLINOIS
GREEN

OFFICIAL RESULTS

REPORT-EL52 PAGE 0050

UNITED STATES SENATOR

VOTE FOR 1

01 = LeALAN M. JONES

02 = OVER VOTES

VOTES PERCENT

VOTES PERCENT

13 100.00
0

03 = UNDER VOTES

0

01 02 03

	01	02	03
0101 BELL PLAIN	1	0	0
0201 BENNINGTON 1	0	0	0
0202 BENNINGTON 2	0	0	0
0301 EVANS 1	1	0	0
0302 EVANS 2	4	0	0
0401 HENRY 1	1	0	0
0402 HENRY 2	0	0	0
0501 HOPEWELL	0	0	0
0601 LACON 1	5	0	0
0602 LACON 2	0	0	0
0701 La PRAIRIE	0	0	0
0801 RICHLAND	0	0	0
0901 ROBERTS	1	0	0
1001 SARATOGA	0	0	0
1101 STEUBEN	0	0	0
1201 WHITEFIELD	0	0	0