

	TOTAL	PERCENT		TOTAL	PERCENT
01 = REGISTERED VOTERS - TOTAL	8,454		04 = VOTER TURNOUT - TOTAL	70.12	
02 = BALLOTS CAST - TOTAL	5,928		05 = VOTER TURNOUT - BLANK	.02	
03 = BALLOTS CAST - BLANK	2				

	01	02	03	04	05
0101 BELL PLAIN	282	189	0		.00
0201 BENNINGTON	1032	745	1		.10
0301 EVANS	790	570	0		.00
0401 HENRY 1	956	640	0		.00
0402 HENRY 2	794	508	0		.00
0501 HOPEWELL	415	294	0		.00
0601 LACON 1	991	695	0		.00
0602 LACON 2	736	498	1		.14
0701 La PRAIRIE	254	202	0		.00
0801 RICHLAND	308	230	0		.00
0901 ROBERTS	671	500	0		.00
1001 SARATOGA	201	141	0		.00
1101 STEUBEN	814	561	0		.00
1201 WHITEFIELD	210	155	0		.00

***Elected**

Write-Ins

President & Vice President of the United States

Bennington

Ross C. (Rocky) Anderson Justice=1


Evans

Virgil Goode=1

There was one in-valid Provisional Ballot.

I, Andrea J. Mahoney-Platt, County Clerk in and for Marshall County in the State of Illinois, do hereby certify that the foregoing is a true and correct copy of the abstract of votes for Marshall County, Illinois.

The General Election held in said County on the 6th day of November 2012, of which this abstract of votes was made and is now on file in my office. In testimony whereof, I have hereunto set my hand and seal of said County this 21st day of November, 2012.


 Andrea J. Mahoney-Platt
 Marshall County Clerk

VOTES PERCENT

CONSTITUTIONAL AMENDMENT

VOTE FOR 1

01 = YES

2,690 52.60

02 = NO

2,424 47.40

01 02

0101 BELL PLAIN	92	70
0201 BENNINGTON	347	309
0301 EVANS	263	221
0401 HENRY 1	292	271
0402 HENRY 2	216	217
0501 HOPEWELL	121	133
0601 LACON 1	316	280
0602 LACON 2	218	188
0701 La PRAIRIE	100	89
0801 RICHLAND	99	92
0901 ROBERTS	224	216
1001 SARATOGA	69	57
1101 STEUBEN	260	221
1201 WHITEFIELD	73	60

		VOTES	PERCENT			VOTES	PERCENT
PRESIDENT & VICE-PRESIDENT OF THE UNITED STATES							
VOTE FOR 1							
01 = ROMNEY/RYAN (REP)		3,290	56.06				
02 = OBAMA/BIDEN (DEM)		2,455	41.83	04 = STEIN/HAWKINS (GRN)		38	.65
03 = JOHNSON/GRAY (LIB)		65	1.11	05 = WRITE-IN		21	.36

	01	02	03	04	05
0101 BELL PLAIN	98	84	3	1	2
0201 BENNINGTON	399	320	7	5	2
0301 EVANS	352	203	7	1	1
0401 HENRY 1	351	264	9	7	2
0402 HENRY 2	262	223	4	5	2
0501 HOPEWELL	167	123	2	1	1
0601 LACON 1	340	340	7	3	2
0602 LACON 2	239	239	5	7	1
0701 La PRAIRIE	132	66	1	1	1
0801 RICHLAND	156	70	2	0	0
0901 ROBERTS	280	205	9	1	1
1001 SARATOGA	99	42	0	0	0
1101 STEUBEN	316	225	9	3	5
1201 WHITEFIELD	99	51	0	3	1


VOTES PERCENT

REPRESENTATIVE IN CONGRESS
EIGHTEENTH CONGRESSIONAL DISTRICT
VOTE FOR 1
01 = AARON SCHOCK (REP)
02 = STEVE WATERWORTH (DEM)

4,242 73.14
1,558 26.86

01 02

0101 BELL PLAIN	133	55
0201 BENNINGTON	524	204
0301 EVANS	452	108
0401 HENRY 1	486	143
0402 HENRY 2	369	122
0501 HOPEWELL	207	84
0601 LACON 1	435	244
0602 LACON 2	331	146
0701 La PRAIRIE	156	44
0801 RICHLAND	181	47
0901 ROBERTS	354	133
1001 SARATOGA	111	28
1101 STEUBEN	392	160
1201 WHITEFIELD	111	40



VOTES PERCENT

STATE SENATOR THIRTY-SEVENTH LEGISLATIVE DISTRICT

VOTE FOR 1

01 = DARIN LaHOOD (REP)

4,782 100.00

02 = NO CANDIDATE FILED (DEM)

0

01 02

0101 BELL PLAIN	156	0
0201 BENNINGTON	578	0
0301 EVANS	457	0
0401 HENRY 1	542	0
0402 HENRY 2	423	0
0501 HOPEWELL	245	0
0601 LACON 1	530	0
0602 LACON 2	381	0
0701 La PRAIRIE	180	0
0801 RICHLAND	185	0
0901 ROBERTS	404	0
1001 SARATOGA	122	0
1101 STEUBEN	461	0
1201 WHITEFIELD	118	0



VOTES PERCENT

REPRESENTATIVE IN THE GENERAL ASSEMBLY
SEVENTY-THIRD REPRESENTATIVE DISTRICT

VOTE FOR 1

01 = DAVID R. LEITCH (REP)

4,638 100.00

02 = NO CANDIDATE FILED (DEM)

0

01 02

0101 BELL PLAIN	154	0
0201 BENNINGTON	547	0
0301 EVANS	429	0
0401 HENRY 1	527	0
0402 HENRY 2	407	0
0501 HOPEWELL	232	0
0601 LACON 1	515	0
0602 LACON 2	367	0
0701 La PRAIRIE	174	0
0801 RICHLAND	186	0
0901 ROBERTS	404	0
1001 SARATOGA	121	0
1101 STEUBEN	458	0
1201 WHITEFIELD	117	0

=====

REGIONAL SUPERINTENDENT OF SCHOOLS
(MARSHALL, PUTNAM, WOODFORD) (UNEXPIRED 2 YR. TERM)


VOTES PERCENT

VOTE FOR 1

01 = PHYLLIS J. GLAZIER (REP)	4,360	100.00
02 = NO CANDIDATE FILED (DEM)	0	

	01	02
0101 BELL PLAIN	147	0
0201 BENNINGTON	542	0
0301 EVANS	419	0
0401 HENRY 1	507	0
0402 HENRY 2	385	0
0501 HOPEWELL	218	0
0601 LACON 1	505	0
0602 LACON 2	349	0
0701 La PRAIRIE	143	0
0801 RICHLAND	182	0
0901 ROBERTS	383	0
1001 SARATOGA	33	0
1101 STEUBEN	441	0
1201 WHITEFIELD	106	0

I hereby certify that the foregoing is a true and correct copy of the abstract of votes cast at the General Election November 6, 2012 in the jurisdiction of Marshall County. In testimony whereof, I have affixed my signature and the seal of this office this 21st day of November 2012.


 Andrea J. Mahoney-Platt
 Marshall County Clerk

REGIONAL SUPERINTENDENT OF SCHOOLS
(LA SALLE COUNTY) UNEXPIRED 2-YEAR TERM

VOTES PERCENT

VOTE FOR 1

01 = NO CANDIDATE FILED (REP)

0

02 = CHRISTOPHER B. DVORAK (DEM)


2 100.00

01 02

0 2

0301 EVANS

I hereby certify that the foregoing is a true and correct copy of the abstract of votes cast at the General Election November 6, 2012 in the jurisdiction of Marshall County. In testimony whereof, I have affixed my signature and the seal of this office this 21st day of November 2012.


Andrea J. Mahoney-Platt
Marshall County Clerk

VOTES PERCENT

CIRCUIT CLERK

VOTE FOR 1

* 01 = GINA (DeRUBEIS) NOE (REP)

4,740 100.00

02 = NO CANDIDATE FILED (DEM)

0

	01	02
0101 BELL PLAIN	152	0
0201 BENNINGTON	596	0
0301 EVANS	457	0
0401 HENRY 1	534	0
0402 HENRY 2	409	0
0501 HOPEWELL	236	0
0601 LACON 1	536	0
0602 LACON 2	371	0
0701 La PRAIRIE	169	0
0801 RICHLAND	188	0
0901 ROBERTS	405	0
1001 SARATOGA	117	0
1101 STEUBEN	458	0
1201 WHITEFIELD	112	0

VOTES PERCENT

STATE'S ATTORNEY

VOTE FOR 1

*01 = PAUL EDWARD BAUER (REP)

02 = NO CANDIDATE FILED (DEM)

4,608 100.00
0

	01	02
0101 BELL PLAIN	151	0
0201 BENNINGTON	558	0
0301 EVANS	432	0
0401 HENRY 1	522	0
0402 HENRY 2	404	0
0501 HOPEWELL	226	0
0601 LACON 1	518	0
0602 LACON 2	356	0
0701 La PRAIRIE	166	0
0801 RICHLAND	182	0
0901 ROBERTS	404	0
1001 SARATOGA	118	0
1101 STEUBEN	457	0
1201 WHITEFIELD	114	0

VOTES PERCENT

CORONER

VOTE FOR 1

*01 = DAVID C. LENZ JR. (REP)

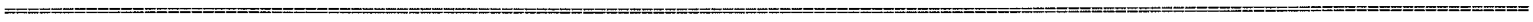
02 = NO CANDIDATE FILED (DEM)

4,794 100.00

0

01 02

0101 BELL PLAIN	156	0
0201 BENNINGTON	578	0
0301 EVANS	444	0
0401 HENRY 1	512	0
0402 HENRY 2	397	0
0501 HOPEWELL	248	0
0601 LACON 1	593	0
0602 LACON 2	399	0
0701 La PRAIRIE	174	0
0801 RICHLAND	193	0
0901 ROBERTS	408	0
1001 SARATOGA	115	0
1101 STEUBEN	472	0
1201 WHITEFIELD	105	0



COUNTY BOARD MEMBER DISTRICT 1

VOTES PERCENT

VOTES PERCENT

VOTE FOR 4

*01 = CHARLES G. OWENS (REP)

1,429 31.23

*02 = VICKI ANN WALDSCHMIDT (REP)

1,195 26.11

* 04 = DONALD KNUCKEY JR. (REP)

1,026 22.42

*03 = JAMES MICHAEL DURHAM (REP)

926 20.24

05 = NO CANDIDATE FILED (DEM)

0

	01	02	03	04	05
0401 HENRY 1	520	404	316	369	0
0402 HENRY 2	391	267	205	249	0
0501 HOPEWELL	179	175	146	144	0
0701 La PRAIRIE	136	145	116	116	0
1001 SARATOGA	98	107	77	76	0
1201 WHITEFIELD	105	97	66	72	0

COUNTY BOARD MEMBER DISTRICT 2

VOTES PERCENT

VOTES PERCENT

VOTE FOR 4

* 01 = GARY R. KROESCHEN (REP)

1,317 27.64

* 02 = HARRIET SUE McGRATH (REP)

1,195 25.08

* 04 = ROBERT S. BAKEWELL (REP)

1,129 23.70

* 03 = BRADLEY J. LINDSTROM (REP)

1,123 23.57

05 = NO CANDIDATE FILED (DEM)

0

	01	02	03	04	05

0101 BELL PLAIN

126 121 118 105 0

0201 BENNINGTON

536 457 367 347 0

0301 EVANS

354 318 304 381 0

0901 ROBERTS

301 299 334 296 0



COUNTY BOARD MEMBER DISTRICT 3

VOTE FOR 4

*01 = J.H. (JACK) JOHNSON (REP)

*02 = TRAVIS McGLASSON (REP)

VOTES PERCENT

VOTES PERCENT

1,062 26.14
965 23.75

*03 = MARTIN J. McLAUGHLIN (REP)
*04 = HENRY (HANK) GAUWITZ JR. (DEM)

905 22.27
1,131 27.84

	01	02	03	04
0601 LACON 1	366	342	303	415
0602 LACON 2	265	215	200	282
0801 RICHLAND	136	130	132	111
1101 STEUBEN	295	278	270	323

VOTES PERCENT

JUDGE OF THE CIRCUIT COURT
TENTH JUDICIAL CIRCUIT (SHADID VACANCY)

VOTE FOR 1

01 = KATE GORMAN (REP)

4,499 100.00

02 = NO CANDIDATE FILED (DEM)

0

01 02

0101 BELL PLAIN	150	0
0201 BENNINGTON	546	0
0301 EVANS	428	0
0401 HENRY 1	498	0
0402 HENRY 2	384	0
0501 HOPEWELL	227	0
0601 LACON 1	504	0
0602 LACON 2	347	0
0701 La PRAIRIE	167	0
0801 RICHLAND	181	0
0901 ROBERTS	389	0
1001 SARATOGA	117	0
1101 STEUBEN	449	0
1201 WHITEFIELD	112	0

=====

VOTES PERCENT

RETAIN TOM M. LYTTON?

APPELLATE COURT JUDGE THIRD JUDICIAL DISTRICT

VOTE FOR 1

01 = YES

3,856 83.14

02 = NO

782 16.86

01 02

0101 BELL PLAIN	133	26
0201 BENNINGTON	477	92
0301 EVANS	362	72
0401 HENRY 1	448	63
0402 HENRY 2	334	59
0501 HOPEWELL	189	48
0601 LACON 1	438	103
0602 LACON 2	297	62
0701 La PRAIRIE	141	23
0801 RICHLAND	154	37
0901 ROBERTS	332	80
1001 SARATOGA	96	15
1101 STEUBEN	370	79
1201 WHITEFIELD	85	23

=====

VOTES PERCENT

RETAIN DANIEL L. SCHMIDT?

APPELLATE COURT JUDGE THIRD JUDICIAL DISTRICT

VOTE FOR 1

01 = YES

3,872 83.90

02 = NO

743 16.10

01 02

0101 BELL PLAIN	126	29
0201 BENNINGTON	487	79
0301 EVANS	374	66
0401 HENRY 1	442	64
0402 HENRY 2	333	59
0501 HOPEWELL	195	42
0601 LACON 1	435	101
0602 LACON 2	285	69
0701 La PRAIRIE	140	23
0801 RICHLAND	152	35
0901 ROBERTS	334	77
1001 SARATOGA	94	15
1101 STEUBEN	389	63
1201 WHITEFIELD	86	21



RETAIN PAUL GILFILLAN?
CIRCUIT COURT JUDGE TENTH JUDICIAL CIRCUIT

VOTES PERCENT

VOTE FOR 1

01 = YES


3,874 83.89

02 = NO

744 16.11

01 02

	01	02
0101 BELL PLAIN	130	25
0201 BENNINGTON	476	88
0301 EVANS	371	70
0401 HENRY 1	446	61
0402 HENRY 2	334	53
0501 HOPEWELL	189	45
0601 LACON 1	440	98
0602 LACON 2	292	63
0701 La PRAIRIE	142	23
0801 RICHLAND	151	39
0901 ROBERTS	336	74
1001 SARATOGA	99	15
1101 STEUBEN	379	70
1201 WHITEFIELD	89	20



MARSHALL COUNTY QUESTION

VOTES PERCENT

VOTE FOR 1

01 = YES

2,792 48.89

*02 = NO

2,919 51.11

01 02

0101 BELL PLAIN	79	101
0201 BENNINGTON	278	434
0301 EVANS	196	339
0401 HENRY 1	253	365
0402 HENRY 2	211	274
0501 HOPEWELL	129	156
0601 LACON 1	440	240
0602 LACON 2	311	168
0701 La PRAIRIE	115	77
0801 RICHLAND	125	100
0901 ROBERTS	245	246
1001 SARATOGA	63	70
1101 STEUBEN	288	262
1201 WHITEFIELD	59	87

=====

FAILED

VILLAGE OF HOPEWELL QUESTION

VOTES PERCENT

VOTE FOR 1

* 01 = YES

150 68.49

02 = NO

69 31.51


01 02

1101 STEUBEN

150 69

PASSED

I hereby certify that the foregoing is a true and correct copy of the abstract of votes cast at the General Election November 6, 2012 in the jurisdiction of Marshall County. In testimony whereof, I have affixed my signature and the seal of this office this 21st day of November 2012.


Andrea J. Mahoney-Platt
Marshall County Clerk

VILLAGE OF SPARLAND QUESTION

VOTES PERCENT

VOTE FOR 1

* 01 = YES

82 59.42

02 = NO

56 40.58


01 02

82 56

1101 STEUBEN

PASSED

I hereby certify that the foregoing is a true and correct copy of the abstract of votes cast at the General Election November 6, 2012 in the jurisdiction of Marshall County. In testimony whereof, I have affixed my signature and the seal of this office this 21st day of November 2012.


Andrea J. Mahoney-Platt
Marshall County Clerk