

	TOTAL	PERCENT		TOTAL	PERCENT
01 = REGISTERED VOTERS - TOTAL	8,160		05 = BALLOTS CAST - REP-FED	0	
02 = BALLOTS CAST - TOTAL	1,695		06 = BALLOTS CAST - DEM-FED	0	
03 = BALLOTS CAST - REPUBLICAN	1,451	85.60	07 = BALLOTS CAST - NONPARTISAN	37	2.18
04 = BALLOTS CAST - DEMOCRATIC	207	12.21	08 = BALLOTS CAST - BLANK	2	

	01	02	03	04	05	06	07	08
0001 BELL PLAIN	266	72	56	13	0	0	3	0
0002 BENNINGTON	989	282	211	37	0	0	34	1
0003 EVANS	778	140	124	16	0	0	0	0
0004 HENRY 1	931	188	171	17	0	0	0	0
0005 HENRY 2	790	122	109	13	0	0	0	0
0006 HOPEWELL	384	81	75	6	0	0	0	0
0007 LACON 1	940	195	170	25	0	0	0	0
0008 LACON 2	690	109	90	19	0	0	0	0
0009 La PRAIRIE	241	66	59	7	0	0	0	0
0010 RICHLAND	296	64	55	9	0	0	0	0
0011 ROBERTS	655	134	124	10	0	0	0	1
0012 SARATOGA	194	46	34	12	0	0	0	0
0013 STEUBEN	795	138	124	14	0	0	0	0
0014 WHITEFIELD	211	58	49	9	0	0	0	0

**General Primary Election
 March 18, 2014**

No Provisional Ballots Cast and no outstanding absentees arrived postmarked by April 1, 2014.

***Elected**

THERE WERE NO VALID WRITE-INS.

I, Melody A. Weber, County Clerk in and for Marshall County in the State of Illinois, do hereby certify that the foregoing is a true and correct copy of the abstract of votes for Marshall County, Illinois.

The General Primary Election held in the County on 18th day of March, 2014, of which this abstract of votes was made and is now on file in my office. In testimony whereof, I have hereunto set my hand and seal of said County this 4th day of April, 2014.

Melody A. Weber
 Melody A. Weber
 Marshall County Clerk

NUMBERED KEY CANVASS
RUN DATE:04/04/14 09:03 AM

GENERAL PRIMARY ELECTION
MARCH 18, 2014
MARSHALL COUNTY, ILLINOIS
REPUBLICAN

OFFICIAL RESULTS
REPORT-EL52 PAGE 0002

	VOTES	PERCENT		VOTES	PERCENT
UNITED STATES SENATOR					
Vote for 1					
01 = JAMES D. "JIM" OBERWEIS	775	60.03			
02 = DOUGLAS LEE TRUAX	515	39.89	03 = WRITE-IN	1	.08

	01	02	03
0001 BELL PLAIN	29	23	0
0002 BENNINGTON	117	73	0
0003 EVANS	64	46	0
0004 HENRY 1	96	51	0
0005 HENRY 2	65	37	0
0006 HOPEWELL	40	27	0
0007 LACON 1	85	63	0
0008 LACON 2	40	29	0
0009 La PRAIRIE	37	18	0
0010 RICHLAND	32	21	0
0011 ROBERTS	75	42	1
0012 SARATOGA	12	18	0
0013 STEUBEN	56	51	0
0014 WHITEFIELD	27	16	0

GOVERNOR & LIEUTENANT GOVERNOR

Vote for 1

01 = BRADY/RODRIGUEZ
02 = RUTHERFORD/KIM

VOTES PERCENT

VOTES PERCENT

252 17.49
346 24.01

03 = DILLARD/TRACY
04 = RAUNER/SANGUINETTI

521 36.16
322 22.35

	01	02	03	04
0001 BELL PLAIN	16	13	14	13
0002 BENNINGTON	45	67	57	41
0003 EVANS	22	32	40	29
0004 HENRY 1	22	44	71	33
0005 HENRY 2	19	36	31	23
0006 HOPEWELL	11	15	34	14
0007 LACON 1	23	31	84	32
0008 LACON 2	18	16	36	17
0009 La PRAIRIE	9	16	14	20
0010 RICHLAND	14	10	23	8
0011 ROBERTS	18	23	45	37
0012 SARATOGA	7	8	13	6
0013 STEUBEN	24	21	52	26
0014 WHITEFIELD	4	14	7	23

ATTORNEY GENERAL

Vote for 1

01 = PAUL M. SCHIMPF

VOTES PERCENT

1,128 100.00

	VOTES	PERCENT
01	1,128	100.00
0001 BELL PLAIN	48	
0002 BENNINGTON	168	
0003 EVANS	103	
0004 HENRY 1	127	
0005 HENRY 2	90	
0006 HOPEWELL	53	
0007 LACON 1	126	
0008 LACON 2	62	
0009 La PRAIRIE	47	
0010 RICHLAND	43	
0011 ROBERTS	106	
0012 SARATOGA	27	
0013 STEUBEN	94	
0014 WHITEFIELD	34	

SECRETARY OF STATE

Vote for 1

01 = MICHAEL WEBSTER

VOTES PERCENT

1,144 100.00

01

0001 BELL PLAIN	48
0002 BENNINGTON	173
0003 EVANS	103
0004 HENRY 1	130
0005 HENRY 2	90
0006 HOPEWELL	53
0007 LACON 1	129
0008 LACON 2	61
0009 La PRAIRIE	49
0010 RICHLAND	47
0011 ROBERTS	104
0012 SARATOGA	27
0013 STEUBEN	94
0014 WHITEFIELD	36



VOTES PERCENT

COMPTROLLER

Vote for 1

01 = JUDY BAAR TOPINKA

1,209 100.00

01

0001 BELL PLAIN	51
0002 BENNINGTON	170
0003 EVANS	109
0004 HENRY 1	139
0005 HENRY 2	94
0006 HOPEWELL	57
0007 LACON 1	140
0008 LACON 2	70
0009 La PRAIRIE	50
0010 RICHLAND	45
0011 ROBERTS	108
0012 SARATOGA	29
0013 STEUBEN	105
0014 WHITEFIELD	42



VOTES PERCENT

TREASURER

Vote for 1

01 = TOM CROSS

02 = BOB GROGAN

674 57.02

508 42.98

01 02

0001 BELL PLAIN	27	17
0002 BENNINGTON	110	72
0003 EVANS	58	46
0004 HENRY 1	72	58
0005 HENRY 2	52	39
0006 HOPEWELL	26	28
0007 LACON 1	81	65
0008 LACON 2	40	27
0009 La PRAIRIE	28	20
0010 RICHLAND	28	17
0011 ROBERTS	64	43
0012 SARATOGA	12	15
0013 STEUBEN	56	46
0014 WHITEFIELD	20	15

NUMBERED KEY CANVASS

RUN DATE:04/04/14 09:03 AM

GENERAL PRIMARY ELECTION
MARCH 18, 2014
MARSHALL COUNTY, ILLINOIS
REPUBLICAN

OFFICIAL RESULTS

REPORT-EL52

PAGE 0008

REP. IN CONGRESS-18TH DIST.

Vote for 1

01 = AARON SCHOCK

VOTES PERCENT

1,245 100.00

01

0001 BELL PLAIN	51
0002 BENNINGTON	184
0003 EVANS	109
0004 HENRY 1	136
0005 HENRY 2	97
0006 HOPEWELL	59
0007 LACON 1	145
0008 LACON 2	77
0009 La PRAIRIE	53
0010 RICHLAND	52
0011 ROBERTS	108
0012 SARATOGA	29
0013 STEUBEN	107
0014 WHITEFIELD	38

=====

NUMBERED KEY CANVASS

RUN DATE:04/04/14 09:03 AM

GENERAL PRIMARY ELECTION
MARCH 18, 2014
MARSHALL COUNTY, ILLINOIS
REPUBLICAN

OFFICIAL RESULTS

REPORT-EL52

PAGE 0009

REP. IN THE G.A-73RD DIST.

Vote for 1

01 = DAVID R. LEITCH

VOTES PERCENT

1,228 100.00

01

0001 BELL PLAIN	49
0002 BENNINGTON	174
0003 EVANS	103
0004 HENRY 1	142
0005 HENRY 2	97
0006 HOPEWELL	60
0007 LACON 1	145
0008 LACON 2	74
0009 La PRAIRIE	52
0010 RICHLAND	51
0011 ROBERTS	106
0012 SARATOGA	29
0013 STEUBEN	110
0014 WHITEFIELD	36

=====

COUNTY CLERK

Vote for 1


* 01 = MELODY A. WEBER

VOTES PERCENT

1,253 100.00

01

0001 BELL PLAIN	48
0002 BENNINGTON	183
0003 EVANS	106
0004 HENRY 1	143
0005 HENRY 2	97
0006 HOPEWELL	62
0007 LACON 1	154
0008 LACON 2	81
0009 La PRAIRIE	51
0010 RICHLAND	47
0011 ROBERTS	110
0012 SARATOGA	29
0013 STEUBEN	106
0014 WHITEFIELD	36



NUMBERED KEY CANVASS

GENERAL PRIMARY ELECTION
MARCH 18, 2014
MARSHALL COUNTY, ILLINOIS
REPUBLICAN

OFFICIAL RESULTS

RUN DATE:04/04/14 09:03 AM

REPORT-EL52

PAGE 0011

VOTES PERCENT

COUNTY TREASURER

Vote for 1

* 01 = CYNTHIA A. NIGHSONGER

1,242 100.00

01

0001 BELL PLAIN	48
0002 BENNINGTON	179
0003 EVANS	101
0004 HENRY 1	144
0005 HENRY 2	98
0006 HOPEWELL	62
0007 LACON 1	149
0008 LACON 2	79
0009 La PRAIRIE	52
0010 RICHLAND	48
0011 ROBERTS	110
0012 SARATOGA	30
0013 STEUBEN	105
0014 WHITEFIELD	37

NUMBERED KEY CANVASS

GENERAL PRIMARY ELECTION
MARCH 18, 2014
MARSHALL COUNTY, ILLINOIS
REPUBLICAN

OFFICIAL RESULTS

RUN DATE:04/04/14 09:03 AM

REPORT-EL52

PAGE 0012

VOTES PERCENT

COUNTY SHERIFF

Vote for 1

*01 = ROBERT E. "ROB" RUSSELL

1,310 100.00

01

0001 BELL PLAIN	51
0002 BENNINGTON	189
0003 EVANS	108
0004 HENRY 1	158
0005 HENRY 2	102
0006 HOPEWELL	60
0007 LACON 1	155
0008 LACON 2	82
0009 La PRAIRIE	50
0010 RICHLAND	52
0011 ROBERTS	111
0012 SARATOGA	31
0013 STEUBEN	114
0014 WHITEFIELD	47

NUMBERED KEY CANVASS

RUN DATE:04/04/14 09:03 AM

GENERAL PRIMARY ELECTION
MARCH 18, 2014
MARSHALL COUNTY, ILLINOIS
REPUBLICAN

OFFICIAL RESULTS

REPORT-EL52

PAGE 0013

REGL SUPT OF SCHOOLS (BUR,HEN,STK)

Vote for 1

01 = ANGIE ZARVELL

VOTES PERCENT

13 100.00

01

0009 La PRAIRIE

1

0012 SARATOGA

12

=====

NUMBERED KEY CANVASS

RUN DATE:04/04/14 09:03 AM

GENERAL PRIMARY ELECTION
MARCH 18, 2014
MARSHALL COUNTY, ILLINOIS
REPUBLICAN

OFFICIAL RESULTS

REPORT-EL52

PAGE 0014

REGL SUPT OF SCHOOLS (LAS,MAR,PUT)

Vote for 1

01 = NO CANDIDATE FILED

VOTES PERCENT

0

01

0001 BELL PLAIN	0
0003 EVANS	0
0004 HENRY 1	0
0005 HENRY 2	0
0006 HOPEWELL	0
0007 LACON 1	0
0008 LACON 2	0
0009 La PRAIRIE	0
0010 RICHLAND	0
0011 ROBERTS	0
0012 SARATOGA	0
0013 STEUBEN	0
0014 WHITEFIELD	0

NUMBERED KEY CANVASS

GENERAL PRIMARY ELECTION
MARCH 18, 2014
MARSHALL COUNTY, ILLINOIS
REPUBLICAN

OFFICIAL RESULTS

RUN DATE:04/04/14 09:03 AM

REPORT-EL52

PAGE 0015

REGL SUPT OF SCHOOLS (MAS,TAZ,WDF)

VOTES PERCENT

Vote for 1

01 = GAIL S. OWEN

322 100.00

01

41

0001 BELL PLAIN

0002 BENNINGTON

0003 EVANS

0010 RICHLAND

0011 ROBERTS

163

94

23

1

=====

NUMBERED KEY CANVASS

GENERAL PRIMARY ELECTION
MARCH 18, 2014
MARSHALL COUNTY, ILLINOIS
REPUBLICAN

OFFICIAL RESULTS

RUN DATE:04/04/14 09:03 AM

REPORT-EL52

PAGE 0016

VOTES PERCENT

REGL SUPT OF SCHOOLS (PEORIA COUNTY)

Vote for 1

01 = NO CANDIDATE FILED

0

01

0009 La PRAIRIE

0

0013 STEUBEN

0

NUMBERED KEY CANVASS

GENERAL PRIMARY ELECTION
MARCH 18, 2014
MARSHALL COUNTY, ILLINOIS
REPUBLICAN

OFFICIAL RESULTS

RUN DATE:04/04/14 09:03 AM

REPORT-EL52

PAGE 0017

VOTES PERCENT

CO.BD. MEMBER-DIST. 1-4 YR.TERM

Vote for 2

*01 = DAVID MINNICK

*02 = VICKI A. WALDSCHMIDT

213 36.54
370 63.46

01 02

0004 HENRY 1 77 131
0005 HENRY 2 55 82
0006 HOPEWELL 30 46
0009 La PRAIRIE 24 47
0012 SARATOGA 11 31
0014 WHITEFIELD 16 33

NUMBERED KEY CANVASS

RUN DATE:04/04/14 09:03 AM

GENERAL PRIMARY ELECTION
MARCH 18, 2014
MARSHALL COUNTY, ILLINOIS
REPUBLICAN

OFFICIAL RESULTS

REPORT-EL52

PAGE 0018

CO. BD. MEMBER-DIST. 1-UNEXP.2YR.

Vote for 1

*01 = ANDREW W. STASH

VOTES PERCENT

368 100.00

01

122

0004 HENRY 1

0005 HENRY 2 92

0006 HOPEWELL 51

0009 La PRAIRIE 46

0012 SARATOGA 26

0014 WHITEFIELD 31

=====

COUNTY BOARD MEMBER-DIST. 2

VOTES PERCENT

Vote for 2

*01 = GARY R. KROESCHEN

*02 = H. SUE McGRATH

385 51.40

364 48.60

01 02

0001 BELL PLAIN

40 45

0002 BENNINGTON

179 142

0003 EVANS

87 90

0011 ROBERTS

79 87

=====

NUMBERED KEY CANVASS

RUN DATE:04/04/14 09:03 AM

GENERAL PRIMARY ELECTION
MARCH 18, 2014
MARSHALL COUNTY, ILLINOIS
REPUBLICAN

OFFICIAL RESULTS

REPORT-EL52

PAGE 0020

COUNTY BOARD MEMBER-DIST. 3

Vote for 2

*01 = J.H. (JACK) JOHNSON

VOTES PERCENT

362 100.00

01

0007 LACON 1 146
0008 LACON 2 73
0010 RICHLAND 42
0013 STEUBEN 101

NUMBERED KEY CANVASS

RUN DATE:04/04/14 09:03 AM

GENERAL PRIMARY ELECTION
MARCH 18, 2014
MARSHALL COUNTY, ILLINOIS
DEMOCRATIC

OFFICIAL RESULTS

REPORT-EL52

PAGE 0021

UNITED STATES SENATOR

Vote for 1

01 = RICHARD J. DURBIN

VOTES PERCENT

186 100.00

01

0001 BELL PLAIN	12
0002 BENNINGTON	33
0003 EVANS	15
0004 HENRY 1	16
0005 HENRY 2	12
0006 HOPEWELL	4
0007 LACON 1	21
0008 LACON 2	18
0009 La PRAIRIE	6
0010 RICHLAND	9
0011 ROBERTS	8
0012 SARATOGA	12
0013 STEUBEN	12
0014 WHITEFIELD	8

GOVERNOR & LIEUTENANT GOVERNOR

Vote for 1

01 = HARDIMAN/DOUGLAS

02 = QUINN/VALLAS

VOTES PERCENT


77 43.02

102 56.98

01 02

0001 BELL PLAIN
0002 BENNINGTON
0003 EVANS
0004 HENRY 1
0005 HENRY 2
0006 HOPEWELL
0007 LACON 1
0008 LACON 2
0009 La PRAIRIE
0010 RICHLAND
0011 ROBERTS
0012 SARATOGA
0013 STEUBEN
0014 WHITEFIELD

7 4
11 17
6 7
8 8
5 8
0 6
6 17
9 8
1 5
5 3
0 7
8 3
8 5
3 4



NUMBERED KEY CANVASS

RUN DATE:04/04/14 09:03 AM

GENERAL PRIMARY ELECTION
MARCH 18, 2014
MARSHALL COUNTY, ILLINOIS
DEMOCRATIC

OFFICIAL RESULTS

REPORT-EL52

PAGE 0023

VOTES PERCENT

ATTORNEY GENERAL

Vote for 1

01 = LISA MADIGAN

189 100.00

01

0001 BELL PLAIN	12
0002 BENNINGTON	34
0003 EVANS	15
0004 HENRY 1	16
0005 HENRY 2	12
0006 HOPEWELL	4
0007 LACON 1	21
0008 LACON 2	19
0009 La PRAIRIE	7
0010 RICHLAND	9
0011 ROBERTS	8
0012 SARATOGA	11
0013 STEUBEN	12
0014 WHITEFIELD	9

SECRETARY OF STATE

Vote for 1

01 = JESSE WHITE

VOTES PERCENT

187 100.00

01

0001 BELL PLAIN	11
0002 BENNINGTON	34
0003 EVANS	16
0004 HENRY 1	16
0005 HENRY 2	13
0006 HOPEWELL	4
0007 LACON 1	20
0008 LACON 2	18
0009 La PRAIRIE	6
0010 RICHLAND	9
0011 ROBERTS	9
0012 SARATOGA	10
0013 STEUBEN	12
0014 WHITEFIELD	9

NUMBERED KEY CANVASS

GENERAL PRIMARY ELECTION
MARCH 18, 2014
MARSHALL COUNTY, ILLINOIS
DEMOCRATIC

OFFICIAL RESULTS

RUN DATE:04/04/14 09:03 AM

REPORT-EL52

PAGE 0025

VOTES PERCENT

COMPTROLLER

Vote for 1

01 = SHEILA SIMON

182 100.00

01

0001 BELL PLAIN	13
0002 BENNINGTON	31
0003 EVANS	14
0004 HENRY 1	15
0005 HENRY 2	11
0006 HOPEWELL	4
0007 LACON 1	19
0008 LACON 2	18
0009 La PRAIRIE	7
0010 RICHLAND	9
0011 ROBERTS	9
0012 SARATOGA	11
0013 STEUBEN	13
0014 WHITEFIELD	8

NUMBERED KEY CANVASS

GENERAL PRIMARY ELECTION
MARCH 18, 2014
MARSHALL COUNTY, ILLINOIS
DEMOCRATIC

OFFICIAL RESULTS

RUN DATE:04/04/14 09:03 AM

REPORT-EL52

PAGE 0026

VOTES PERCENT

TREASURER

Vote for 1

01 = MICHAEL W. FRERICHS

168 100.00

01

0001 BELL PLAIN	10
0002 BENNINGTON	28
0003 EVANS	13
0004 HENRY 1	15
0005 HENRY 2	12
0006 HOPEWELL	4
0007 LACON 1	19
0008 LACON 2	16
0009 La PRAIRIE	5
0010 RICHLAND	8
0011 ROBERTS	9
0012 SARATOGA	11
0013 STEUBEN	10
0014 WHITEFIELD	8

NUMBERED KEY CANVASS

RUN DATE:04/04/14 09:03 AM

GENERAL PRIMARY ELECTION
MARCH 18, 2014
MARSHALL COUNTY, ILLINOIS
DEMOCRATIC

OFFICIAL RESULTS

REPORT-EL52

PAGE 0027

REP. IN CONGRESS-18TH DIST.

Vote for 1

01 = ROB MELLON

02 = DARREL MILLER

VOTES PERCENT

63 35.59
114 64.41

01 02

0001 BELL PLAIN	0	13
0002 BENNINGTON	13	16
0003 EVANS	7	7
0004 HENRY 1	4	12
0005 HENRY 2	4	7
0006 HOPEWELL	2	3
0007 LACON 1	10	11
0008 LACON 2	5	9
0009 La PRAIRIE	4	1
0010 RICHLAND	3	5
0011 ROBERTS	2	6
0012 SARATOGA	2	10
0013 STEUBEN	6	6
0014 WHITEFIELD	1	8

NUMBERED KEY CANVASS

RUN DATE:04/04/14 09:03 AM

GENERAL PRIMARY ELECTION
MARCH 18, 2014
MARSHALL COUNTY, ILLINOIS
DEMOCRATIC

OFFICIAL RESULTS

REPORT-EL52

PAGE 0028

ST.CNTRL.COMMITTEEWOMAN-18TH DIST.

Vote for 1

01 = SHIRLEY McCOMBS

VOTES PERCENT

165 100.00

01

0001 BELL PLAIN	10
0002 BENNINGTON	30
0003 EVANS	14
0004 HENRY 1	14
0005 HENRY 2	11
0006 HOPEWELL	4
0007 LACON 1	17
0008 LACON 2	14
0009 La PRAIRIE	5
0010 RICHLAND	6
0011 ROBERTS	9
0012 SARATOGA	12
0013 STEUBEN	11
0014 WHITEFIELD	8

=====

NUMBERED KEY CANVASS

RUN DATE:04/04/14 09:03 AM

GENERAL PRIMARY ELECTION
MARCH 18, 2014
MARSHALL COUNTY, ILLINOIS
DEMOCRATIC

OFFICIAL RESULTS

REPORT-EL52

PAGE 0029

ST.CNTRL.COMMITTEEMAN-18TH DIST.

Vote for 1

01 = WILLIAM "BILL" HOULIHAN

VOTES PERCENT

170 100.00

01

0001 BELL PLAIN	9
0002 BENNINGTON	31
0003 EVANS	14
0004 HENRY 1	14
0005 HENRY 2	13
0006 HOPEWELL	4
0007 LACON 1	18
0008 LACON 2	15
0009 La PRAIRIE	5
0010 RICHLAND	7
0011 ROBERTS	9
0012 SARATOGA	11
0013 STEUBEN	12
0014 WHITEFIELD	8

NUMBERED KEY CANVASS

RUN DATE:04/04/14 09:03 AM

GENERAL PRIMARY ELECTION
MARCH 18, 2014
MARSHALL COUNTY, ILLINOIS
DEMOCRATIC

OFFICIAL RESULTS

REPORT-EL52

PAGE 0030

REP. IN THE G.A.-73RD DIST.

Vote for 1

01 = NO CANDIDATE FILED

VOTES PERCENT

0

01

0001 BELL PLAIN	0
0002 BENNINGTON	0
0003 EVANS	0
0004 HENRY 1	0
0005 HENRY 2	0
0006 HOPEWELL	0
0007 LACON 1	0
0008 LACON 2	0
0009 La PRAIRIE	0
0010 RICHLAND	0
0011 ROBERTS	0
0012 SARATOGA	0
0013 STEUBEN	0
0014 WHITEFIELD	0

NUMBERED KEY CANVASS

RUN DATE:04/04/14 09:03 AM

GENERAL PRIMARY ELECTION
MARCH 18, 2014
MARSHALL COUNTY, ILLINOIS
DEMOCRATIC

OFFICIAL RESULTS

REPORT-EL52 PAGE 0031

VOTES PERCENT

COUNTY CLERK

Vote for 1

01 = NO CANDIDATE FILED

0

01

0001 BELL PLAIN	0
0002 BENNINGTON	0
0003 EVANS	0
0004 HENRY 1	0
0005 HENRY 2	0
0006 HOPEWELL	0
0007 LACON 1	0
0008 LACON 2	0
0009 La PRAIRIE	0
0010 RICHLAND	0
0011 ROBERTS	0
0012 SARATOGA	0
0013 STEUBEN	0
0014 WHITEFIELD	0

=====

NUMBERED KEY CANVASS

RUN DATE:04/04/14 09:03 AM

GENERAL PRIMARY ELECTION
MARCH 18, 2014
MARSHALL COUNTY, ILLINOIS
DEMOCRATIC

OFFICIAL RESULTS

REPORT-EL52

PAGE 0032

VOTES PERCENT

COUNTY TREASURER

Vote for 1

01 = NO CANDIDATE FILED

0

01

0001 BELL PLAIN	0
0002 BENNINGTON	0
0003 EVANS	0
0004 HENRY 1	0
0005 HENRY 2	0
0006 HOPEWELL	0
0007 LACON 1	0
0008 LACON 2	0
0009 La PRAIRIE	0
0010 RICHLAND	0
0011 ROBERTS	0
0012 SARATOGA	0
0013 STEUBEN	0
0014 WHITEFIELD	0

NUMBERED KEY CANVASS

RUN DATE:04/04/14 09:03 AM

GENERAL PRIMARY ELECTION
MARCH 18, 2014
MARSHALL COUNTY, ILLINOIS
DEMOCRATIC

OFFICIAL RESULTS

REPORT-EL52

PAGE 0033

VOTES PERCENT

COUNTY SHERIFF

Vote for 1

01 = NO CANDIDATE FILED

0

01

0001 BELL PLAIN	0
0002 BENNINGTON	0
0003 EVANS	0
0004 HENRY 1	0
0005 HENRY 2	0
0006 HOPEWELL	0
0007 LACON 1	0
0008 LACON 2	0
0009 La PRAIRIE	0
0010 RICHLAND	0
0011 ROBERTS	0
0012 SARATOGA	0
0013 STEUBEN	0
0014 WHITEFIELD	0

NUMBERED KEY CANVASS

RUN DATE:04/04/14 09:03 AM

GENERAL PRIMARY ELECTION
MARCH 18, 2014
MARSHALL COUNTY, ILLINOIS
DEMOCRATIC

OFFICIAL RESULTS

REPORT-EL52

PAGE 0034

REGL SUPT OF SCHOOLS (BUR,HEN,STK)

Vote for 1

01 = NO CANDIDATE FILED

VOTES PERCENT

0

01

0009 La PRAIRIE

0

0012 SARATOGA

0

=====

NUMBERED KEY CANVASS

RUN DATE:04/04/14 09:03 AM

GENERAL PRIMARY ELECTION
MARCH 18, 2014
MARSHALL COUNTY, ILLINOIS
DEMOCRATIC

OFFICIAL RESULTS

REPORT-EL52

PAGE 0035

REGL SUPT OF SCHOOLS (LAS,MAR,PUT)

VOTES PERCENT

Vote for 1

01 = CHRISTOPHER B. DVORAK

97 100.00

01

0001 BELL PLAIN	0
0003 EVANS	2
0004 HENRY 1	15
0005 HENRY 2	10
0006 HOPEWELL	3
0007 LACON 1	15
0008 LACON 2	16
0009 La PRAIRIE	5
0010 RICHLAND	3
0011 ROBERTS	9
0012 SARATOGA	1
0013 STEUBEN	12
0014 WHITEFIELD	6

NUMBERED KEY CANVASS

RUN DATE:04/04/14 09:03 AM

GENERAL PRIMARY ELECTION
MARCH 18, 2014
MARSHALL COUNTY, ILLINOIS
DEMOCRATIC

OFFICIAL RESULTS

REPORT-EL52

PAGE 0036

REGL SUPT OF SCHOOLS (MAS,TAZ,WDF)

VOTES PERCENT

Vote for 1

01 = NO CANDIDATE FILED

0

01

0001 BELL PLAIN

0

0002 BENNINGTON

0

0003 EVANS

0

0010 RICHLAND

0

0011 ROBERTS

0

=====

REGL SUPT OF SCHOOLS (PEORIA COUNTY)

VOTES PERCENT

Vote for 1

01 = ELIZABETH A. DERRY

0

01

0009 La PRAIRIE

0

0013 STEUBEN

0

PEORIA CO TO CANVASS

I, Melody A. Weber, County Clerk in and for Marshall County in the State of Illinois, do hereby certify that the foregoing is a true and correct copy of the abstract of the votes for Marshall County, Illinois.

The General Primary Election held in the County on the 18th day of March, 2014, of which this abstract of votes was made and is now on file in my office. In testimony whereof, I have hereunto set my hand and seal of said County this 4th day of April, 2014.



Melody A. Weber
Marshall County Clerk

NUMBERED KEY CANVASS

GENERAL PRIMARY ELECTION
MARCH 18, 2014
MARSHALL COUNTY, ILLINOIS
DEMOCRATIC

OFFICIAL RESULTS

RUN DATE:04/04/14 09:03 AM

REPORT-EL52

PAGE 0038

VOTES PERCENT

CO.BD. MEMBER-DIST. 1-4 YR.TERM

Vote for 2

01 = NO CANDIDATE FILED

0

01

0004 HENRY 1 0
0005 HENRY 2 0
0006 HOPEWELL 0
0009 La PRAIRIE 0
0012 SARATOGA 0
0014 WHITEFIELD 0

NUMBERED KEY CANVASS

RUN DATE:04/04/14 09:03 AM

GENERAL PRIMARY ELECTION
MARCH 18, 2014
MARSHALL COUNTY, ILLINOIS
DEMOCRATIC

OFFICIAL RESULTS

REPORT-EL52

PAGE 0039

CO. BD. MEMBER-DIST. 1-UNEXP.2YR.

Vote for 1

01 = NO CANDIDATE FILED

VOTES PERCENT

0

01

0
0
0
0
0
0

0004 HENRY 1

0005 HENRY 2

0006 HOPEWELL

0009 La PRAIRIE

0012 SARATOGA

0014 WHITEFIELD

NUMBERED KEY CANVASS

RUN DATE:04/04/14 09:03 AM

GENERAL PRIMARY ELECTION
MARCH 18, 2014
MARSHALL COUNTY, ILLINOIS
DEMOCRATIC

OFFICIAL RESULTS

REPORT-EL52

PAGE 0040

COUNTY BOARD MEMBER-DIST. 2

Vote for 2

01 = NO CANDIDATE FILED

VOTES PERCENT

0

01

0
0
0
0

0001 BELL PLAIN

0002 BENNINGTON

0003 EVANS

0011 ROBERTS

=====

NUMBERED KEY CANVASS

RUN DATE:04/04/14 09:03 AM

GENERAL PRIMARY ELECTION
MARCH 18, 2014
MARSHALL COUNTY, ILLINOIS
DEMOCRATIC

OFFICIAL RESULTS

REPORT-EL52

PAGE 0041

COUNTY BOARD MEMBER-DIST. 3

Vote for 2

*01 = HENRY (HANK) GAUWITZ

VOTES PERCENT

59 100.00

01

22

16

9

12

0007 LACON 1

0008 LACON 2

0010 RICHLAND

0013 STEUBEN

=====

PRINCEVILLE CUSD 326 QUESTION

VOTES PERCENT

Vote for 1

01 = YES

02 = NO

4 66.67

2 33.33

01 02

4 2

0009 La PRAIRIE

PEORIA CO TO CANVASS

I, Melody A. Weber, County Clerk in and for Marshall County in the State of Illinois, do hereby certify that the foregoing is a true and correct copy of the abstract of the votes for Marshall County, Illinois.

The General Primary Election held in the County on the 18th day of March, 2014, of which this abstract of votes was made and is now on file in my office. In testimony whereof, I have hereunto set my hand and seal of said County this 4th day of April, 2014.



Melody A. Weber
Marshall County Clerk

RUTLAND FPD QUESTION

Vote for 1
* 01 = YES
02 = NO

VOTES PERCENT

19 90.48
2 9.52

01 02

0002 BENNINGTON

19 2

PASSED IN LASALLE COUNTY

I, Melody A. Weber, County Clerk in and for Marshall County in the State of Illinois, do hereby certify that the foregoing is a true and correct copy of the abstract of the votes for Marshall County, Illinois.

The General Primary Election held in the County on the 18th day of March, 2014, of which this abstract of votes was made and is now on file in my office. In testimony whereof, I have hereunto set my hand and seal of said County this 4th day of April, 2014.



Melody A. Weber
Marshall County Clerk

TOLUCA FPD QUESTION

VOTES PERCENT

Vote for 1
 * 01 = YES
 02 = NO

240 86.33
 38 13.67

 01 02


0001 BELL PLAIN
 0002 BENNINGTON
 0003 EVANS

14 5
 220 32
 6 1

PASSED

I, Melody A. Weber, County Clerk in and for Marshall County in the State of Illinois, do hereby certify that the foregoing is a true and correct copy of the abstract of the votes for Marshall County, Illinois.

The General Primary Election held in the County on the 18th day of March, 2014, of which this abstract of votes was made and is now on file in my office. In testimony whereof, I have hereunto set my hand and seal of said County this 4th day of April, 2014.



Melody A. Weber
 Marshall County Clerk

SUMMARY REPORT

GENERAL PRIMARY ELECTION
 MARCH 18, 2014
 MARSHALL COUNTY, ILLINOIS
 REPUBLICAN

OFFICIAL RESULTS

RUN DATE:04/04/14 09:04 AM

VOTES PERCENT

PCT.COMMITTEEMAN EVANS (Prec-0003)
 Vote for 1
 *MICHAEL MENDOLA JR. 99 100.00

PCT.COMMITTEEMAN HENRY 1 (Prec-0004)
 Vote for 1
 NO CANDIDATE FILED 0

PCT.COMMITTEEMAN HENRY 2 (Prec-0005)
 Vote for 1
 * CHARLES G. OWENS 102 100.00

PCT.COMMITTEEMAN HOPEWELL (Prec-0006)
 Vote for 1
 NO CANDIDATE FILED 0

PCT.COMMITTEEMAN LACON 1 (Prec-0007)
 Vote for 1
 NO CANDIDATE FILED 0

PCT.COMMITTEEMAN LACON 2 (Prec-0008)
 Vote for 1
 NO CANDIDATE FILED 0

PCT.COMMITTEEMAN LAPRAIRIE (Prec-0009)
 Vote for 1
 NO CANDIDATE FILED 0

PCT.COMMITTEEMAN RICHLAND (Prec-0010)
 Vote for 1
 NO CANDIDATE FILED 0

PCT.COMMITTEEMAN ROBERTS (Prec-0011)
 Vote for 1
 NO CANDIDATE FILED 0

PCT.COMMITTEEMAN SARATOGA (Prec-0012)
 Vote for 1
 * ALLAN L. WALDSCHMIDT. 32 100.00

PCT.COMMITTEEMAN STEUBEN (Prec-0013)
 Vote for 1
 NO CANDIDATE FILED 0

PCT.COMMITTEEMAN WHITEFIELD (Prec-0014)
 Vote for 1
 NO CANDIDATE FILED 0